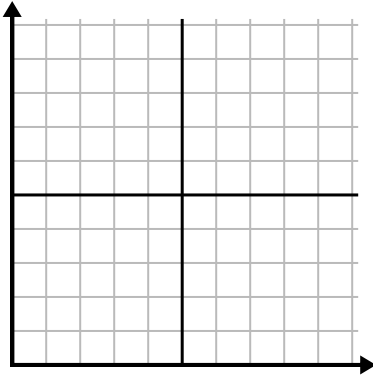


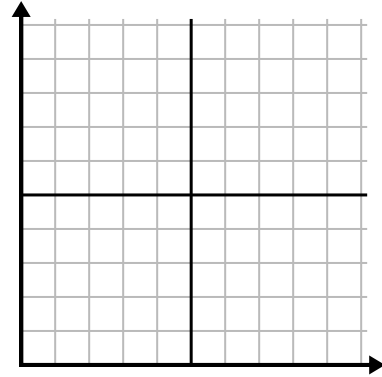


Complete la cuadrícula utilizando la gráfica.

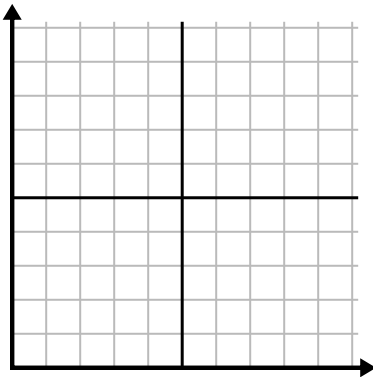
Día	1	2	3	4	5	6	7
Mensajes enviados	5	30	25	50	35	15	10



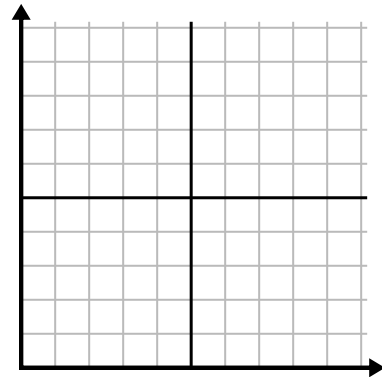
Día	1	2	3	4	5	6	7
Dinero gastado	1	5	4	6	10	2	3



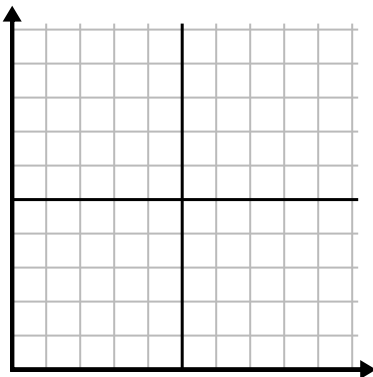
Semana	1	2	3	4	5
Agua usada (galones)	20	60	100	90	70



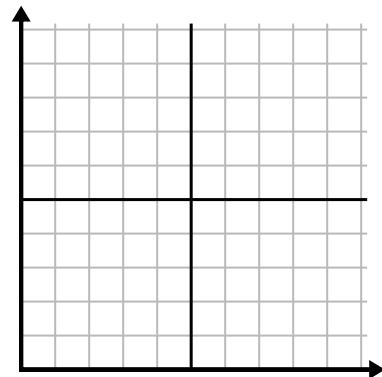
Día	1	2	3	4	5	6
Calorías quemadas	80	180	40	20	100	200



Mes	1	2	3	4	5
Precio de la factura eléctrica	150	175	125	200	25



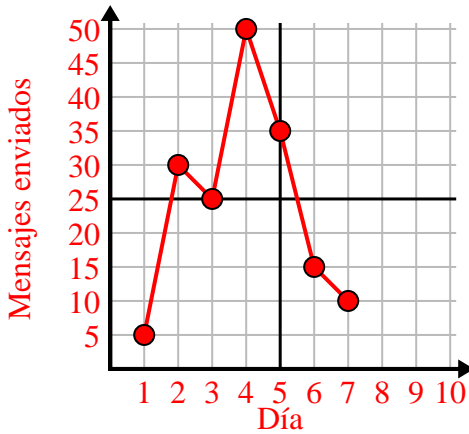
Hora	1	2	3	4	5	6
Cantidad vendida	4	9	7	10	3	6



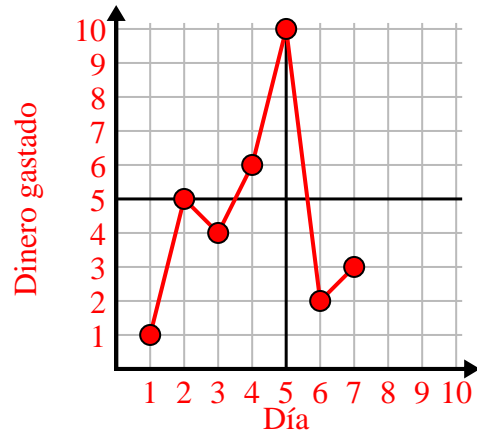


Complete la cuadrícula utilizando la gráfica.

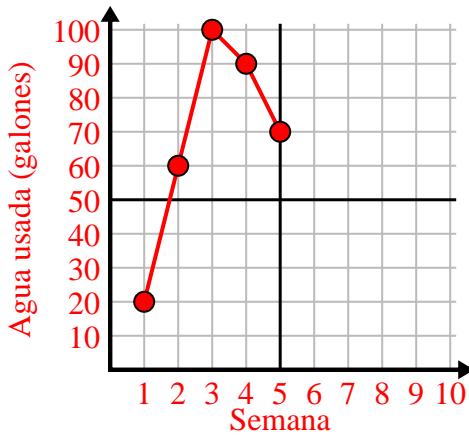
Día	1	2	3	4	5	6	7
Mensajes enviados	5	30	25	50	35	15	10



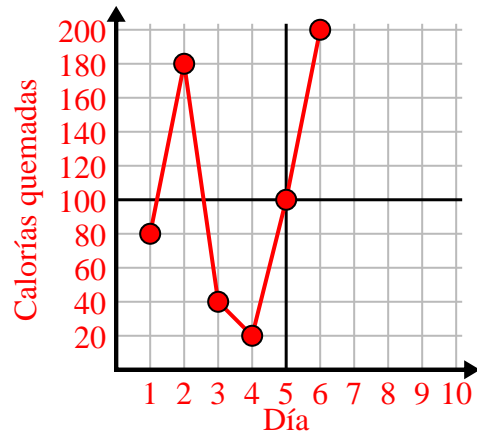
Día	1	2	3	4	5	6	7
Dinero gastado	1	5	4	6	10	2	3



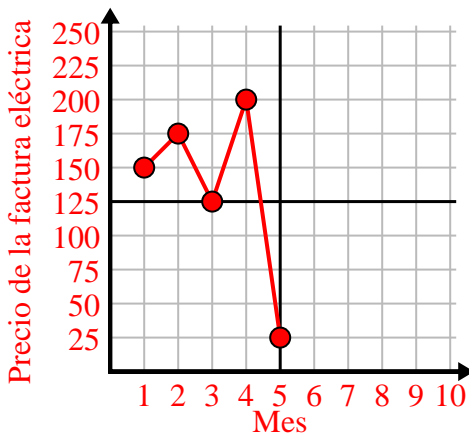
Semana	1	2	3	4	5
Agua usada (galones)	20	60	100	90	70



Día	1	2	3	4	5	6
Calorías quemadas	80	180	40	20	100	200



Mes	1	2	3	4	5
Precio de la factura eléctrica	150	175	125	200	25



Hora	1	2	3	4	5	6
Cantidad vendida	4	9	7	10	3	6

