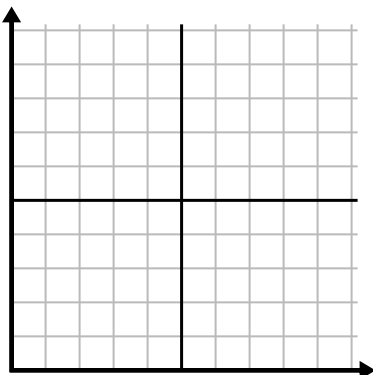




Complete la cuadrícula utilizando la gráfica.

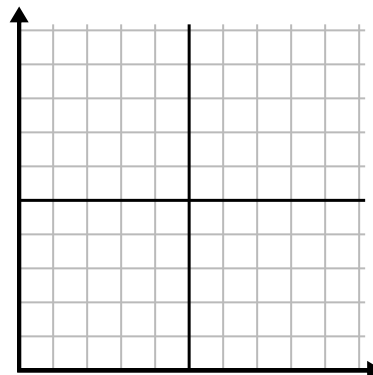
1)

| Año                       | 1 | 2  | 3 | 4  | 5 |
|---------------------------|---|----|---|----|---|
| Cartuchos de tinta usados | 8 | 10 | 6 | 16 | 2 |



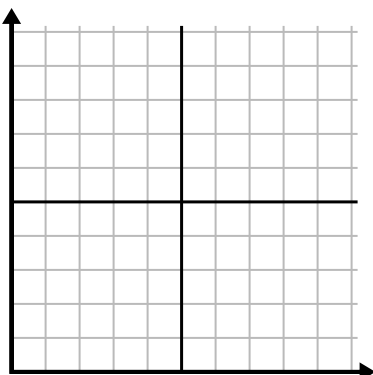
2)

| Hora             | 1 | 2 | 3 | 4 | 5 | 6 | 7  |
|------------------|---|---|---|---|---|---|----|
| Cantidad vendida | 1 | 2 | 7 | 3 | 4 | 6 | 10 |



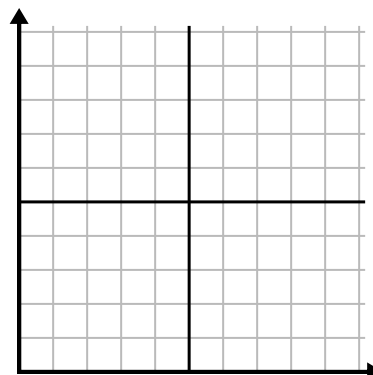
3)

| Día              | 1   | 2   | 3   | 4   | 5   | 6   | 7   |
|------------------|-----|-----|-----|-----|-----|-----|-----|
| Comidas vendidas | 200 | 900 | 100 | 800 | 600 | 300 | 700 |



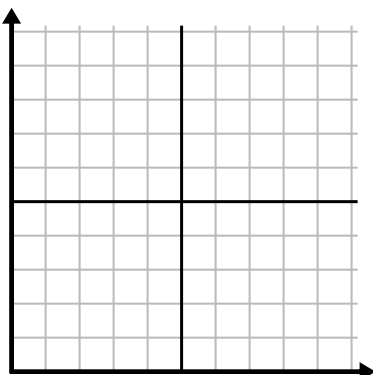
4)

| Día               | 1   | 2   | 3  | 4  | 5  | 6   |
|-------------------|-----|-----|----|----|----|-----|
| Calorías quemadas | 180 | 120 | 80 | 60 | 40 | 140 |



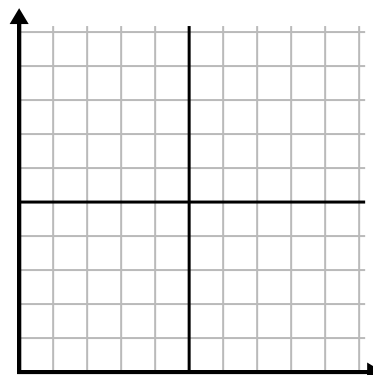
5)

| Semana               | 1  | 2  | 3  | 4  | 5  | 6   |
|----------------------|----|----|----|----|----|-----|
| Agua usada (galones) | 90 | 50 | 60 | 10 | 40 | 100 |



6)

| Año                            | 1  | 2 | 3 | 4 | 5 | 6 |
|--------------------------------|----|---|---|---|---|---|
| Cajas de bolígrafos utilizados | 10 | 9 | 7 | 5 | 3 | 8 |

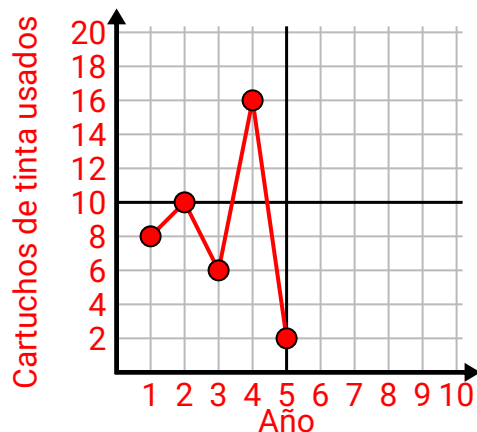




Complete la cuadrícula utilizando la gráfica.

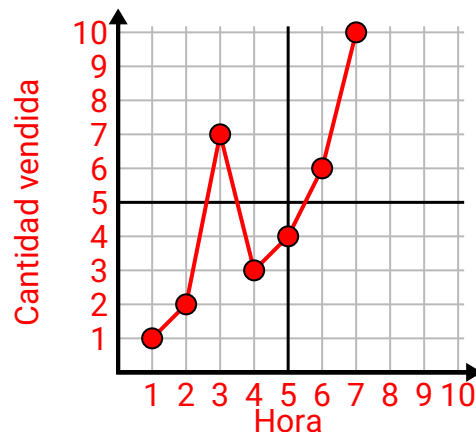
1)

| Año                       | 1 | 2  | 3 | 4  | 5 |
|---------------------------|---|----|---|----|---|
| Cartuchos de tinta usados | 8 | 10 | 6 | 16 | 2 |



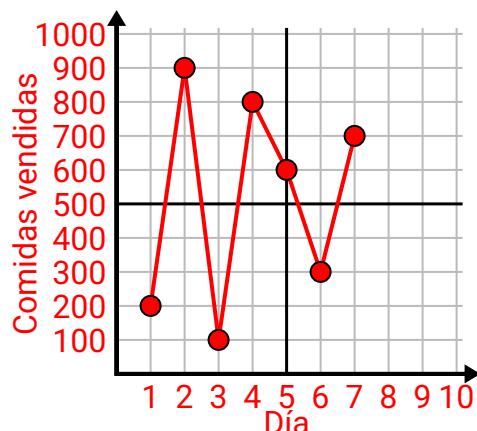
2)

| Hora             | 1 | 2 | 3 | 4 | 5 | 6 | 7  |
|------------------|---|---|---|---|---|---|----|
| Cantidad vendida | 1 | 2 | 7 | 3 | 4 | 6 | 10 |



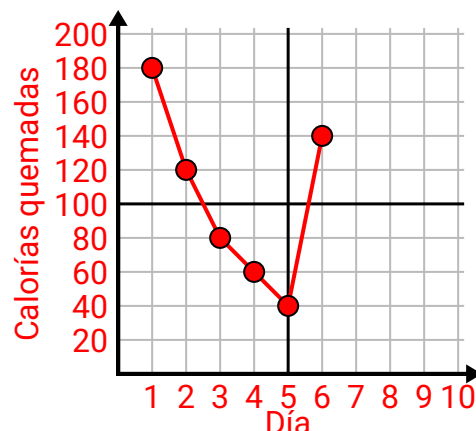
3)

| Día              | 1   | 2   | 3   | 4   | 5   | 6   | 7   |
|------------------|-----|-----|-----|-----|-----|-----|-----|
| Comidas vendidas | 200 | 900 | 100 | 800 | 600 | 300 | 700 |



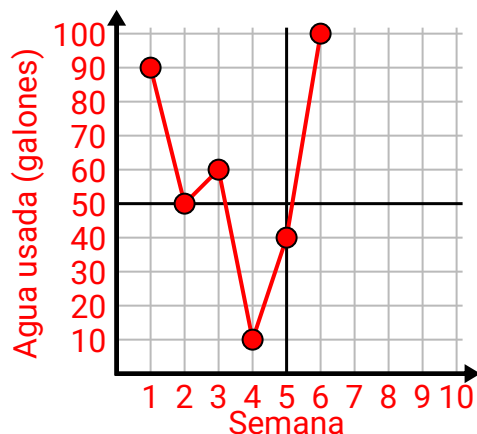
4)

| Día               | 1   | 2   | 3  | 4  | 5  | 6   |
|-------------------|-----|-----|----|----|----|-----|
| Calorías quemadas | 180 | 120 | 80 | 60 | 40 | 140 |



5)

| Semana               | 1  | 2  | 3  | 4  | 5  | 6   |
|----------------------|----|----|----|----|----|-----|
| Agua usada (galones) | 90 | 50 | 60 | 10 | 40 | 100 |



6)

| Año                            | 1  | 2 | 3 | 4 | 5 | 6 |
|--------------------------------|----|---|---|---|---|---|
| Cajas de bolígrafos utilizados | 10 | 9 | 7 | 5 | 3 | 8 |

