
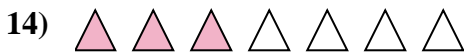
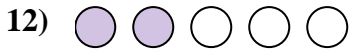
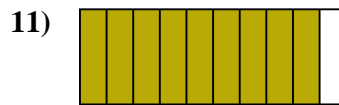
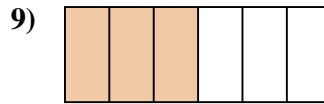
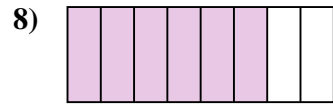
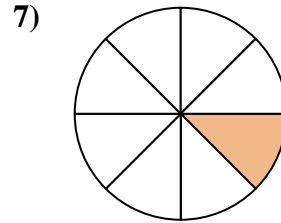
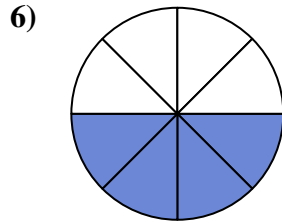
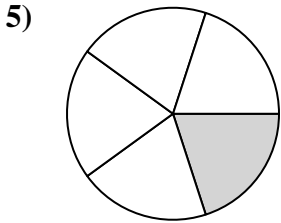
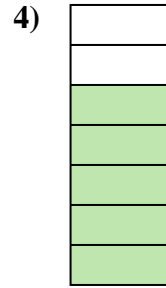
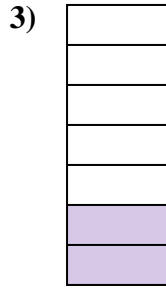






Determina si el área sombreada es 'más', 'menos' o 'igual' que la mitad.

Respuestas



1. _____
2. _____
3. _____
4. _____
5. _____
6. _____
7. _____
8. _____
9. _____
10. _____
11. _____
12. _____
13. _____
14. _____
15. _____
16. _____
17. _____
18. _____
19. _____
20. _____

1-10	95	90	85	80	75	70	65	60	55	50
11-20	45	40	35	30	25	20	15	10	5	0



Determina si el área sombreada es 'más', 'menos' o 'igual' que la mitad.

Respuestas

- 1)
- 2)
- 3)
- 4)
- 5)
- 6)
- 7)
- 8)
- 9)
- 10)
- 11)
- 12)
- 13)
- 14)
- 15)
- 16)
- 17)
- 18)
- 19)
- 20)

- 1. menor
- 2. menor
- 3. menor
- 4. mayor
- 5. menor
- 6. igual
- 7. menor
- 8. mayor
- 9. igual
- 10. mayor
- 11. mayor
- 12. menor
- 13. mayor
- 14. menor
- 15. mayor
- 16. menor
- 17. menor
- 18. mayor
- 19. igual
- 20. menor