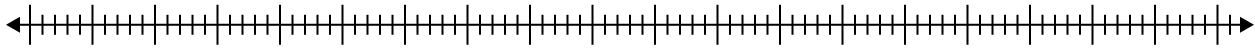


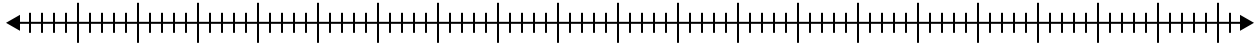


Crea un diagrama de caja del conjunto de números.

1) 55, 99, 50, 53, 53, 22, 62, 48, 75



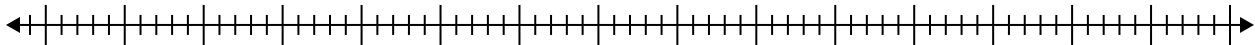
2) 98, 20, 38, 66, 43, 41, 91, 79, 35, 42, 37



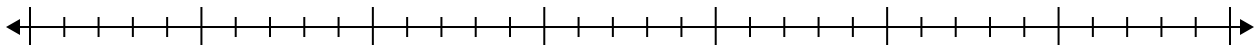
3) 15, 16, 17, 20, 18, 7



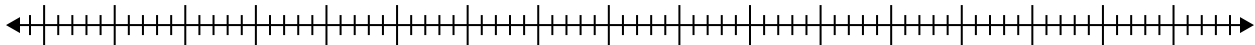
4) 34, 74, 55, 82, 39, 64, 73, 40, 24, 64, 66



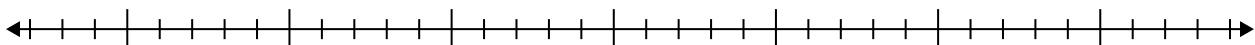
5) 11, 18, 8, 14, 18, 10, 9, 20, 6



6) 37, 54, 24, 84, 35, 58, 84



7) 10, 10, 20, 5, 17, 15, 5



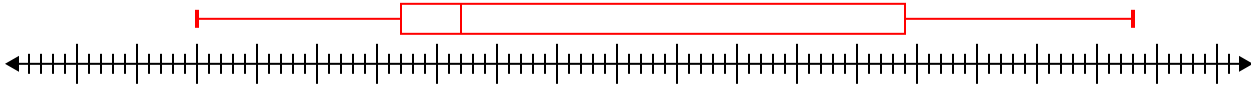


Crea un diagrama de caja del conjunto de números.

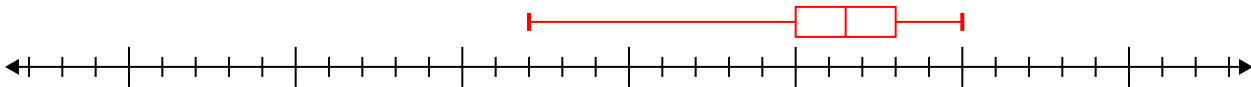
1) 55 , 99 , 50 , 53 , 53 , 22 , 62 , 48 , 75 **Min=22 Max=99 q1=49 Q2=53 q3=68.5**



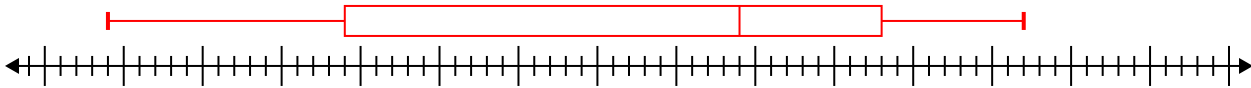
2) 98 , 20 , 38 , 66 , 43 , 41 , 91 , 79 , 35 , 42 , 37 **Min=20 Max=98 q1=37 Q2=42 q3=79**



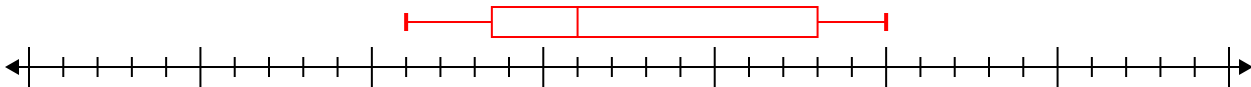
3) 15 , 16 , 17 , 20 , 18 , 7 **Min=7 Max=20 q1=15 Q2=16.5 q3=18**



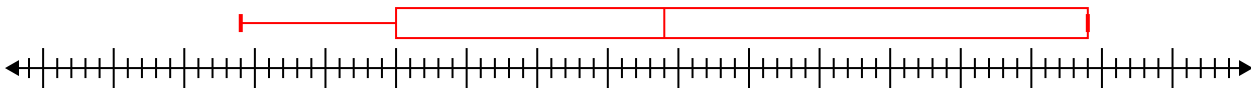
4) 34 , 74 , 55 , 82 , 39 , 64 , 73 , 40 , 24 , 64 , 66 **Min=24 Max=82 q1=39 Q2=64 q3=73**



5) 11 , 18 , 8 , 14 , 18 , 10 , 9 , 20 , 6 **Min=6 Max=20 q1=8.5 Q2=11 q3=18**



6) 37 , 54 , 24 , 84 , 35 , 58 , 84 **Min=24 Max=84 q1=35 Q2=54 q3=84**



7) 10 , 10 , 20 , 5 , 17 , 15 , 5 **Min=5 Max=20 q1=5 Q2=10 q3=17**

