

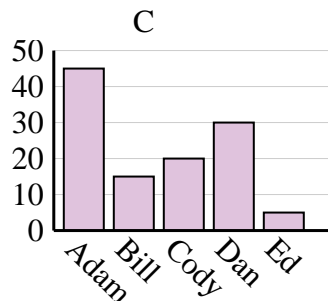
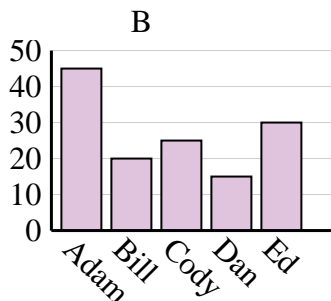
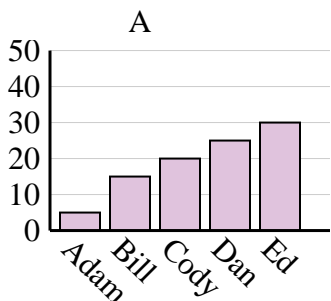


Determina cuál gráfica (A,B o C) representa mejor la información en la tabla.

Respuestas

1)

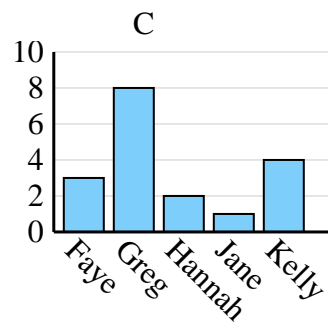
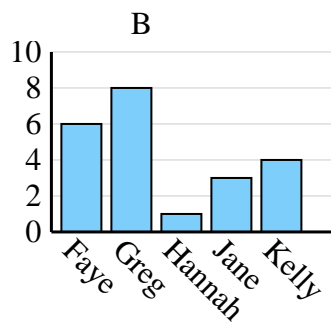
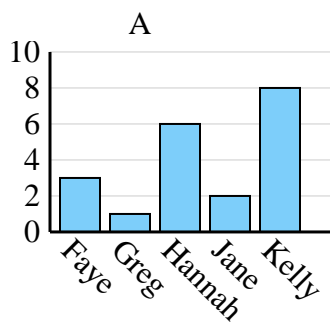
Nombre	Adam	Bill	Cody	Dan	Ed
Puntos	45	20	25	15	30



1. _____
2. _____
3. _____
4. _____

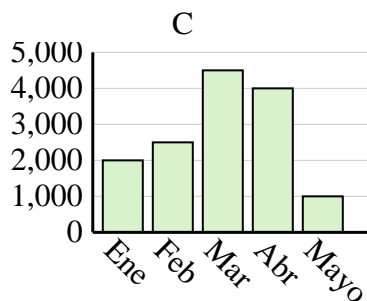
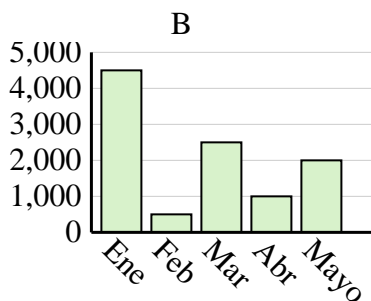
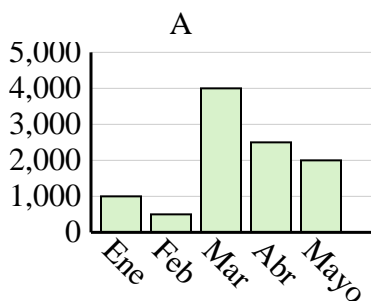
2)

Nombre	Faye	Greg	Hannah	Jane	Kelly
Estados en que ha vivido	3	1	6	2	8



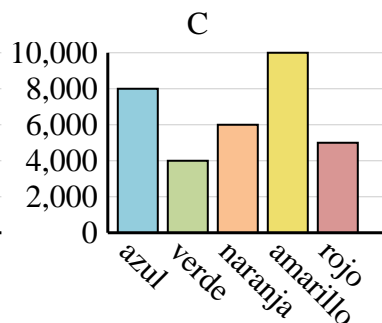
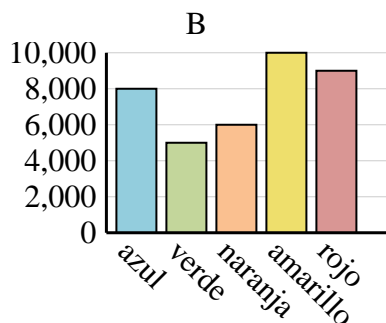
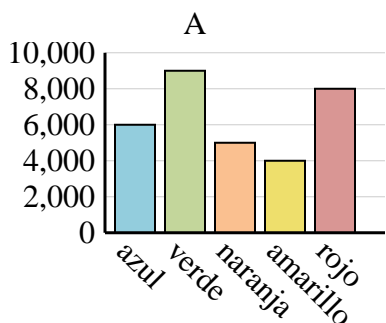
3)

Ventas	Ene	Feb	Mar	Abr	Mayo
Mes	4,500	500	2,500	1,000	2,000



4)

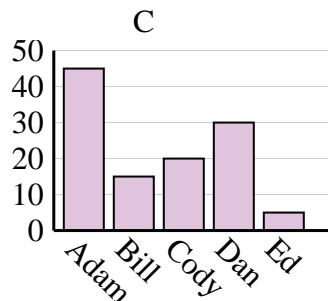
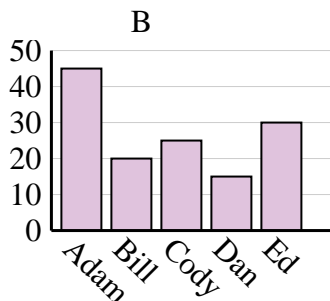
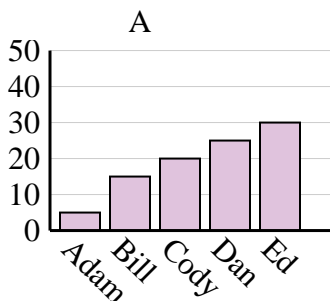
Color favorito	azul	verde	naranja	amarillo	rojo
Personas	8,000	5,000	6,000	10,000	9,000



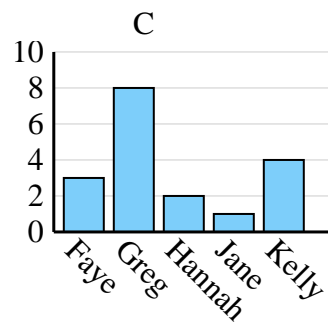
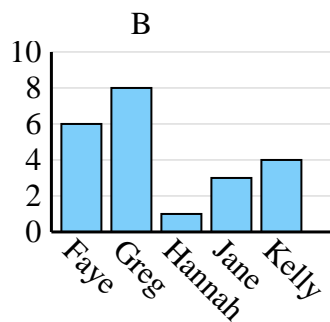
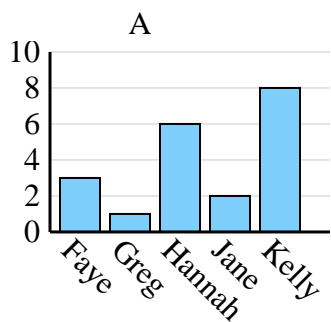


Determina cuál gráfica (A,B o C) representa mejor la información en la tabla.

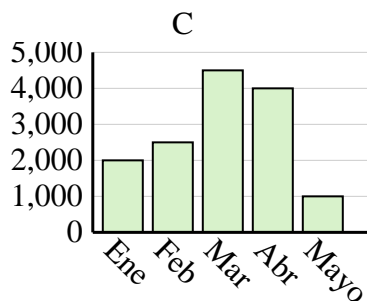
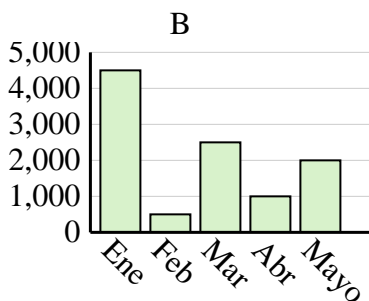
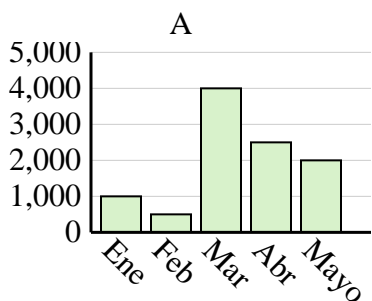
Nombre	Adam	Bill	Cody	Dan	Ed
Puntos	45	20	25	15	30



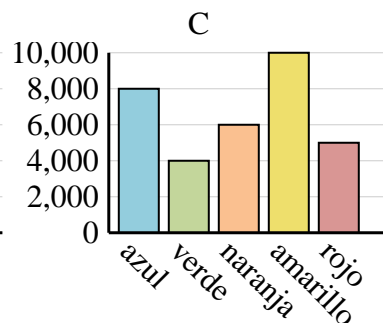
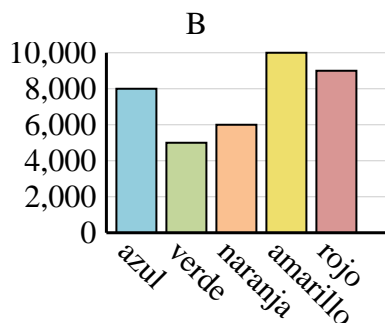
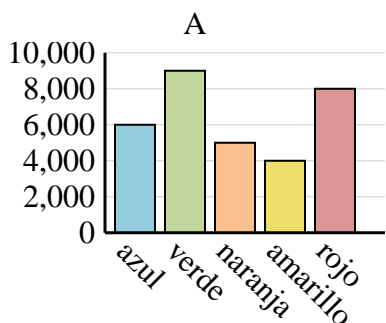
Nombre	Faye	Greg	Hannah	Jane	Kelly
Estados en que ha vivido	3	1	6	2	8



Ventas	Ene	Feb	Mar	Abr	Mayo
Mes	4,500	500	2,500	1,000	2,000



Color favorito	azul	verde	naranja	amarillo	rojo
Personas	8,000	5,000	6,000	10,000	9,000



Respuestas

1. **B**

2. **A**

3. **B**

4. **B**