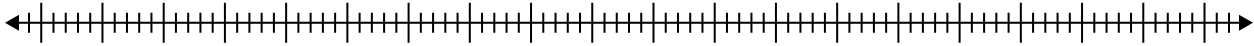


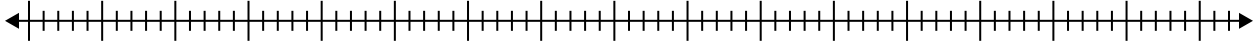


Crea un diagrama de caja del conjunto de números.

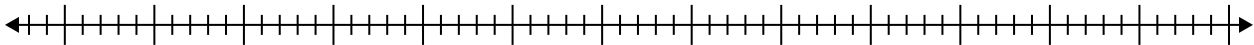
- 1) 85 , 87 , 73 , 33 , 66 , 37 , 98 , 24 , 53 , 79 , 20



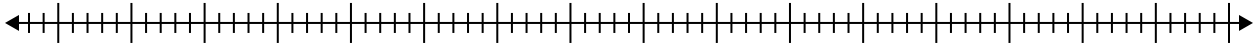
- 2) 67 , 47 , 69 , 81 , 20 , 43 , 48 , 26



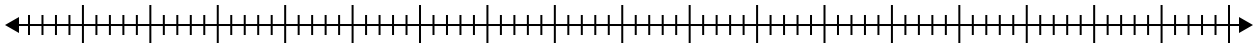
- 3) 69 , 82 , 53 , 90 , 41 , 42 , 93 , 68 , 47 , 68



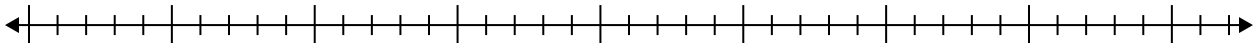
- 4) 30 , 40 , 75 , 75 , 37 , 50 , 50 , 28 , 95



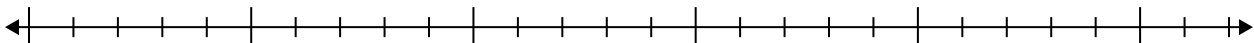
- 5) 25 , 85 , 59 , 76 , 25 , 28 , 85



- 6) 18 , 5 , 18 , 11 , 8 , 20 , 17 , 9 , 9



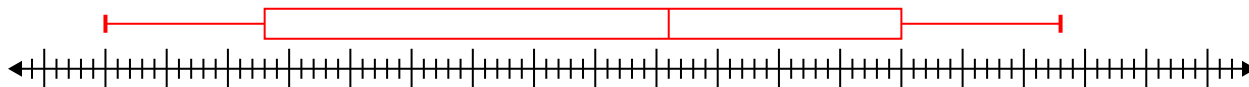
- 7) 11 , 20 , 10 , 10 , 13 , 15 , 15 , 16



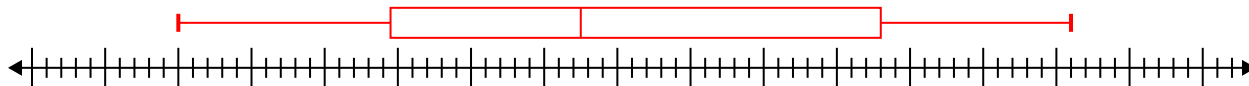


Crea un diagrama de caja del conjunto de números.

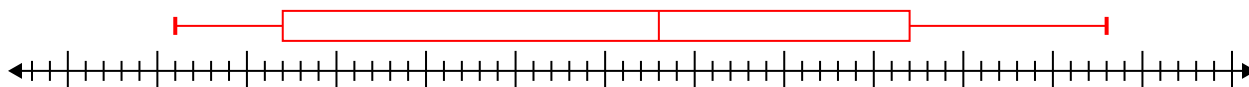
1) 85 , 87 , 73 , 33 , 66 , 37 , 98 , 24 , 53 , 79 , 20 **Min=20 Max=98 q1=33 Q2=66 q3=85**



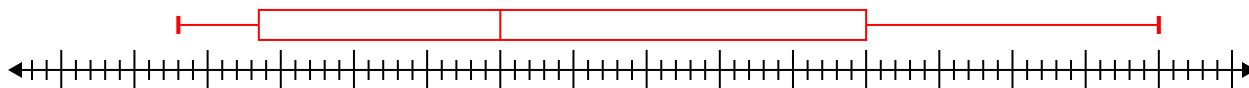
2) 67 , 47 , 69 , 81 , 20 , 43 , 48 , 26 **Min=20 Max=81 q1=34.5 Q2=47.5 q3=68**



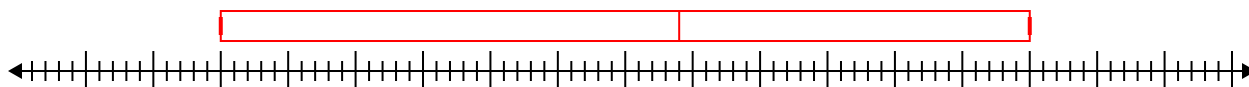
3) 69 , 82 , 53 , 90 , 41 , 42 , 93 , 68 , 47 , 68 **Min=41 Max=93 q1=47 Q2=68 q3=82**



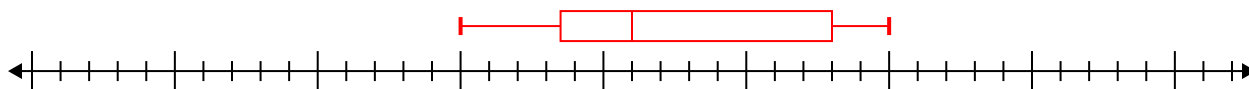
4) 30 , 40 , 75 , 75 , 37 , 50 , 50 , 28 , 95 **Min=28 Max=95 q1=33.5 Q2=50 q3=75**



5) 25 , 85 , 59 , 76 , 25 , 28 , 85 **Min=25 Max=85 q1=25 Q2=59 q3=85**



6) 18 , 5 , 18 , 11 , 8 , 20 , 17 , 9 , 9 **Min=5 Max=20 q1=8.5 Q2=11 q3=18**



7) 11 , 20 , 10 , 10 , 13 , 15 , 15 , 16 **Min=10 Max=20 q1=10.5 Q2=14 q3=15.5**

