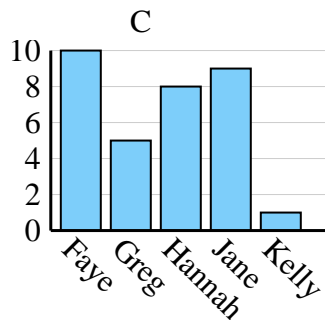
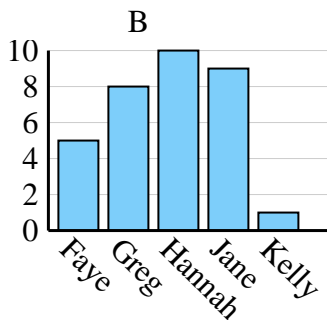
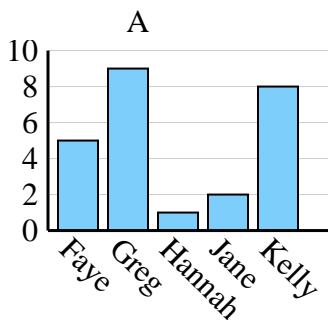




Determina cuál gráfica (A,B o C) representa mejor la información en la tabla.

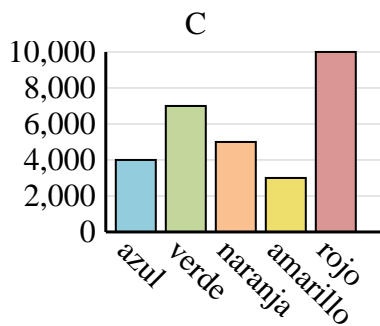
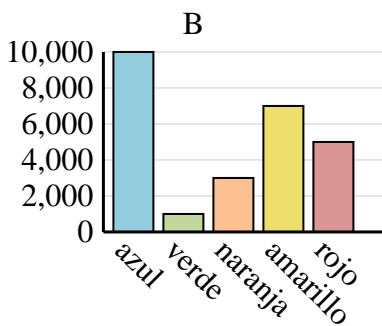
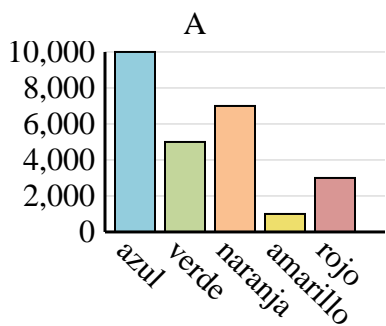
**Respuestas**

Nombre	Faye	Greg	Hannah	Jane	Kelly
Estados en que ha vivido	10	5	8	9	1

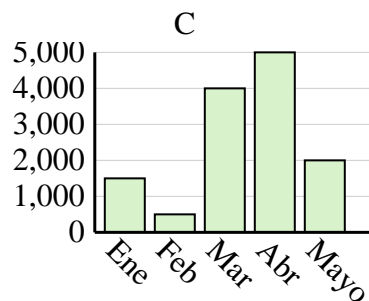
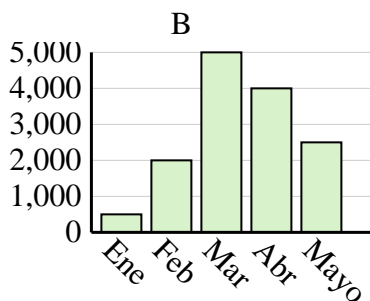
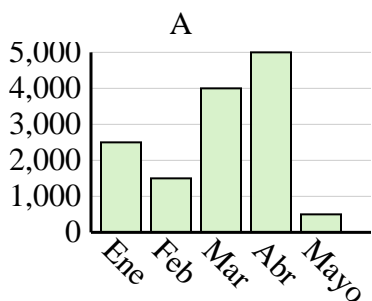


1. \_\_\_\_\_
2. \_\_\_\_\_
3. \_\_\_\_\_
4. \_\_\_\_\_

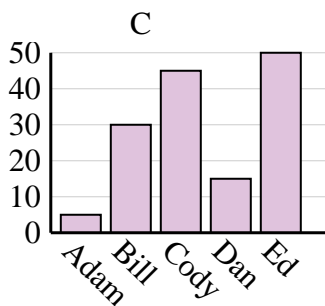
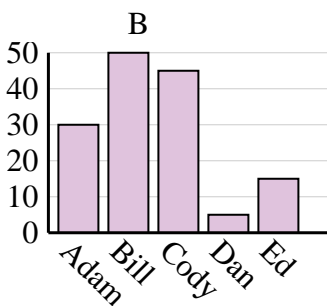
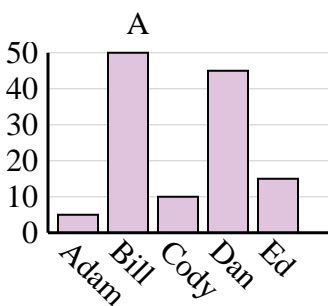
Color favorito	azul	verde	naranja	amarillo	rojo
Personas	4,000	7,000	5,000	3,000	10,000



Ventas	Ene	Feb	Mar	Abr	Mayo
Mes	500	2,000	5,000	4,000	2,500



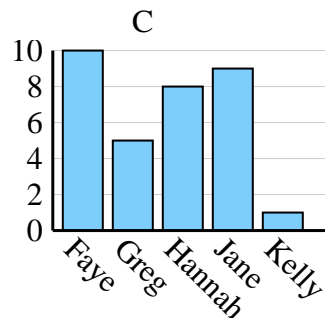
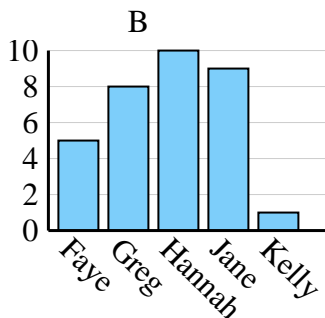
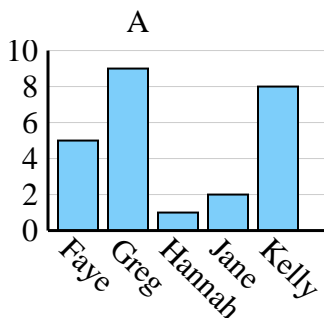
Nombre	Adam	Bill	Cody	Dan	Ed
Puntos	5	50	10	45	15



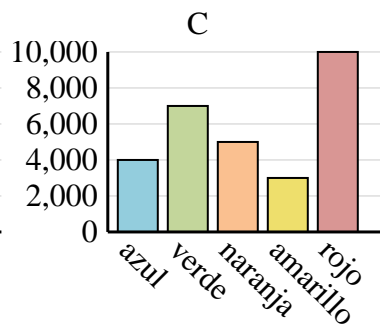
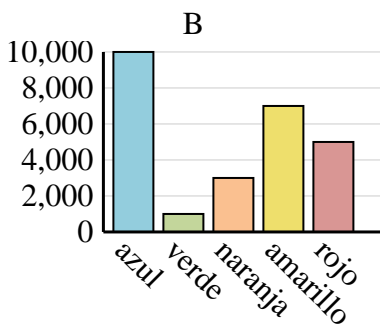
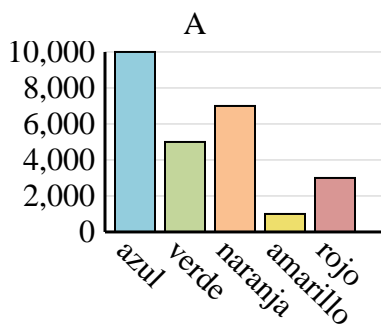


Determina cuál gráfica (A,B o C) representa mejor la información en la tabla.

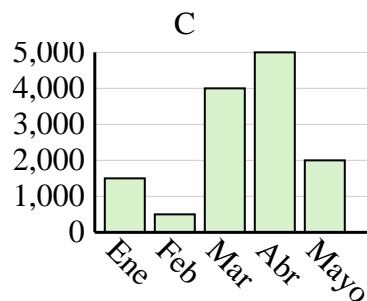
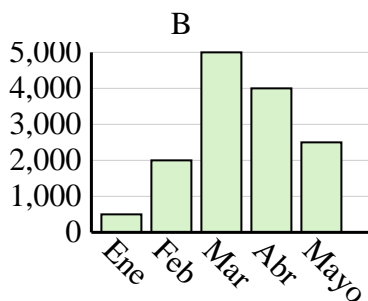
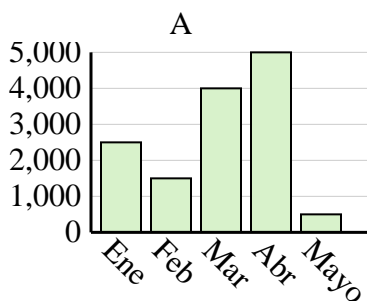
Nombre	Faye	Greg	Hannah	Jane	Kelly
Estados en que ha vivido	10	5	8	9	1



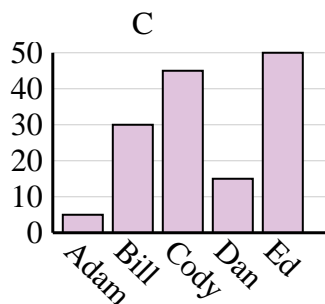
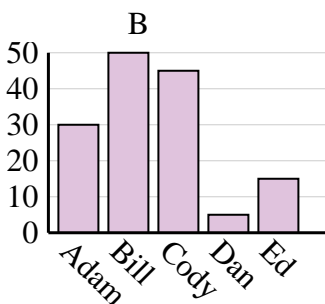
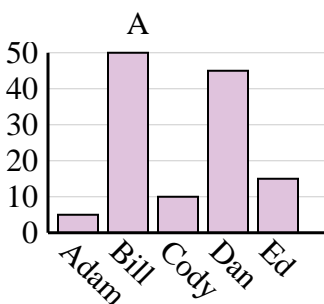
Color favorito	azul	verde	naranja	amarillo	rojo
Personas	4,000	7,000	5,000	3,000	10,000



Ventas	Ene	Feb	Mar	Abr	Mayo
Mes	500	2,000	5,000	4,000	2,500



Nombre	Adam	Bill	Cody	Dan	Ed
Puntos	5	50	10	45	15

**Respuestas**1. **C**2. **C**3. **B**4. **A**