

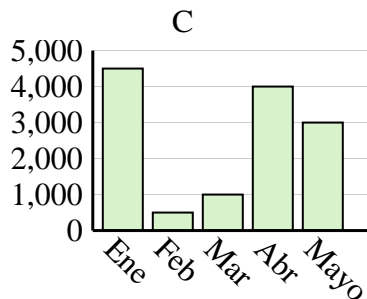
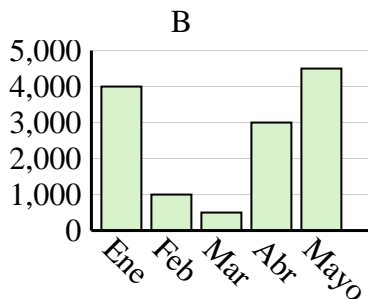
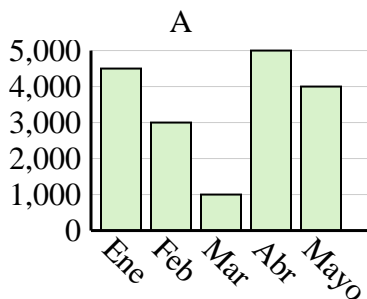


Determina cuál gráfica (A,B o C) representa mejor la información en la tabla.

Respuestas

1)

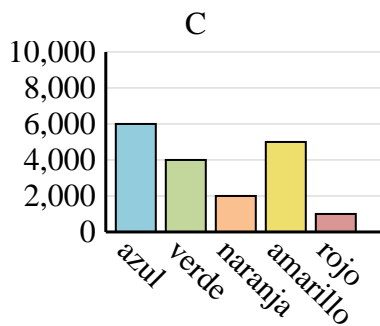
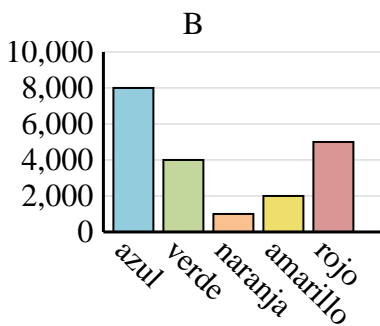
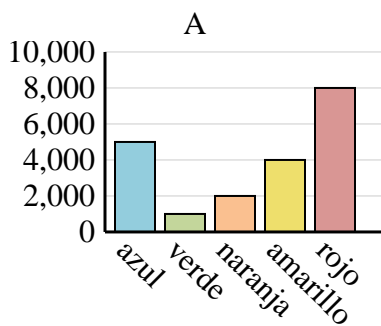
Ventas	Ene	Feb	Mar	Abr	Mayo
Mes	4,000	1,000	500	3,000	4,500



1. _____
2. _____
3. _____
4. _____

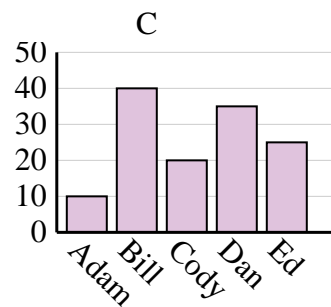
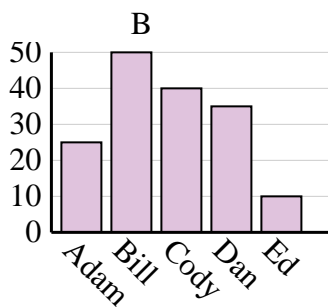
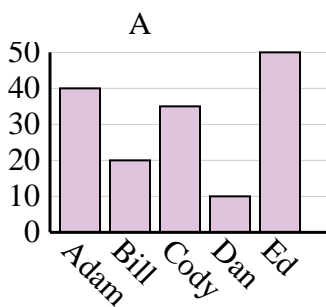
2)

Color favorito	azul	verde	naranja	amarillo	rojo
Personas	5,000	1,000	2,000	4,000	8,000



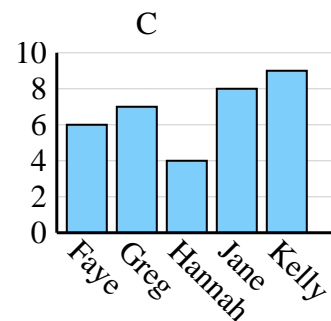
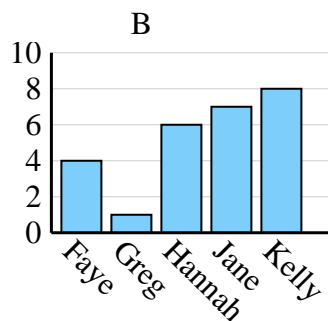
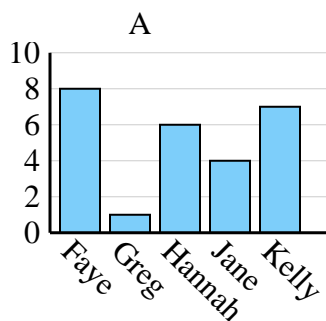
3)

Nombre	Adam	Bill	Cody	Dan	Ed
Puntos	25	50	40	35	10



4)

Nombre	Faye	Greg	Hannah	Jane	Kelly
Estados en que ha vivido	8	1	6	4	7



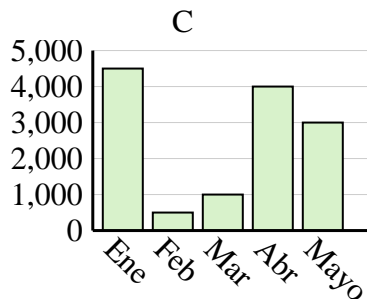
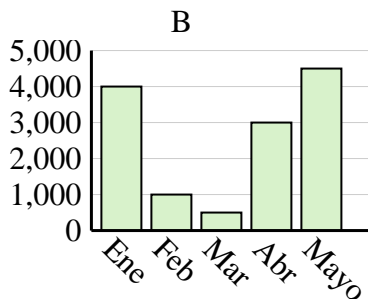
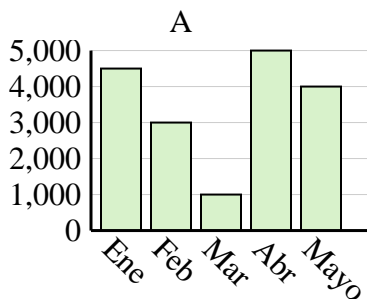


Determina cuál gráfica (A,B o C) representa mejor la información en la tabla.

Respuestas

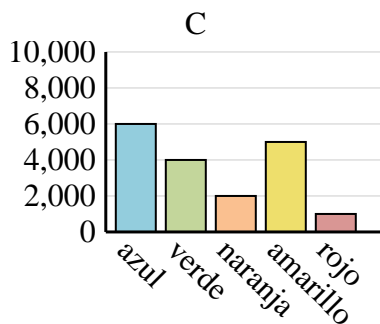
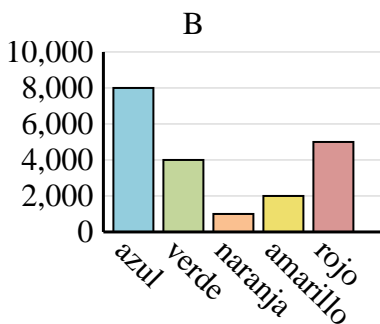
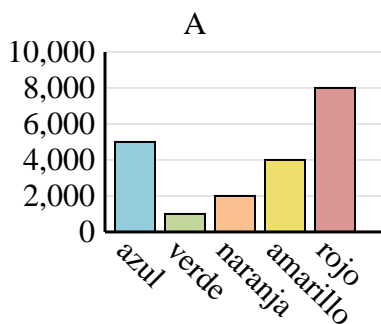
1)

Ventas	Ene	Feb	Mar	Abr	Mayo
Mes	4,000	1,000	500	3,000	4,500



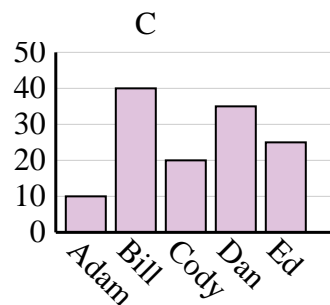
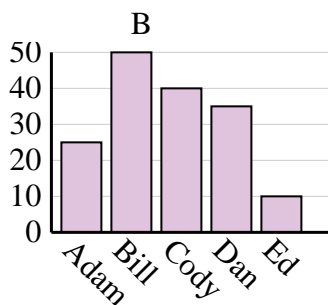
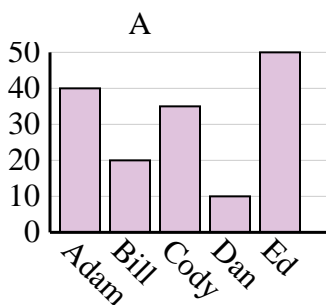
2)

Color favorito	azul	verde	naranja	amarillo	rojo
Personas	5,000	1,000	2,000	4,000	8,000



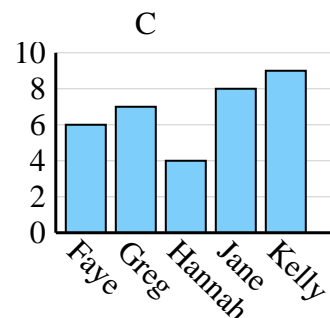
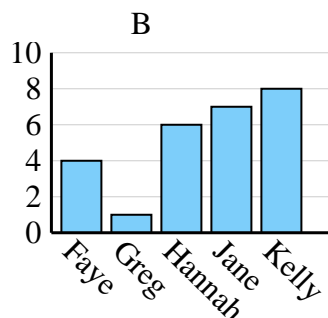
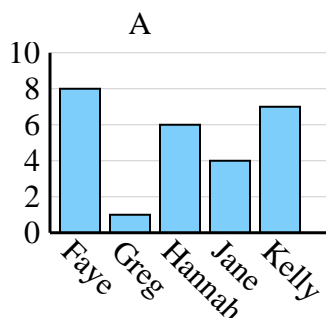
3)

Nombre	Adam	Bill	Cody	Dan	Ed
Puntos	25	50	40	35	10



4)

Nombre	Faye	Greg	Hannah	Jane	Kelly
Estados en que ha vivido	8	1	6	4	7

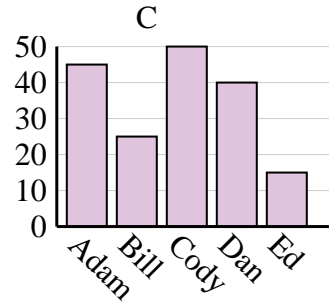
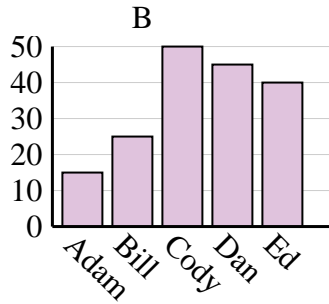
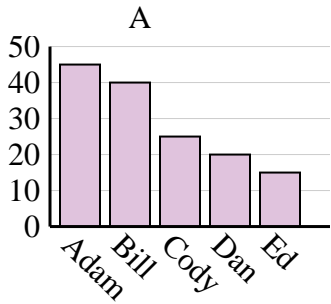
1. **B**2. **A**3. **B**4. **A**



Determina cuál gráfica (A,B o C) representa mejor la información en la tabla.

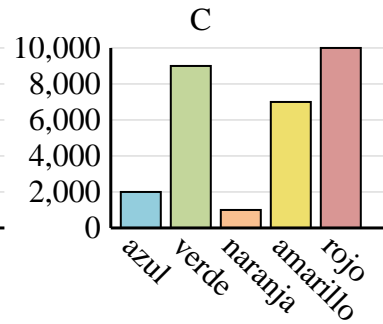
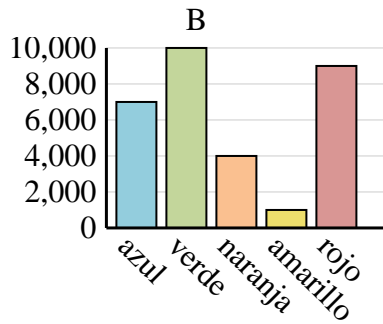
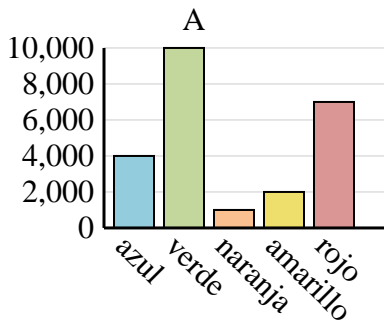
Respuestas

Nombre	Adam	Bill	Cody	Dan	Ed
Puntos	45	40	25	20	15

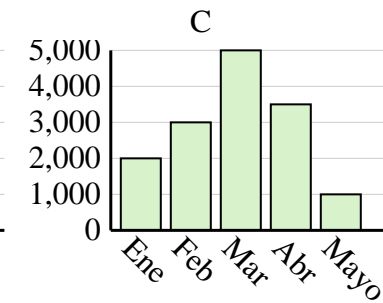
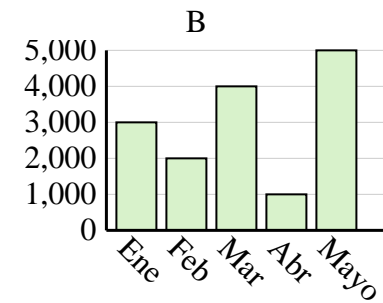
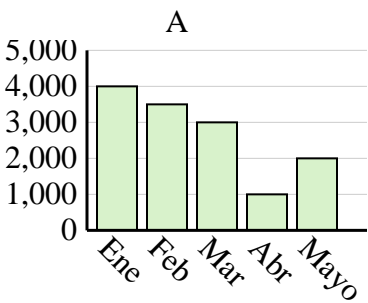


1. _____
2. _____
3. _____
4. _____

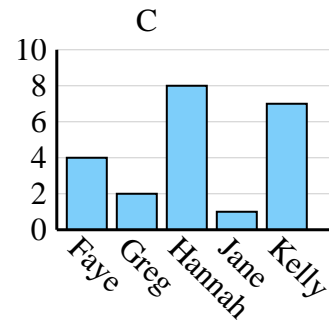
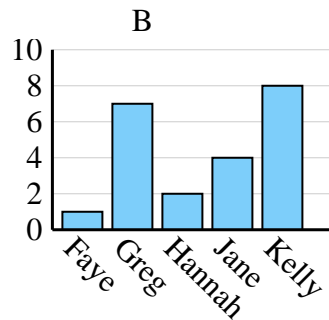
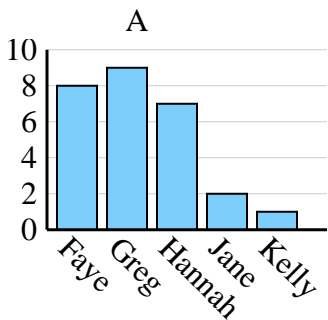
Color favorito	azul	verde	naranja	amarillo	rojo
Personas	4,000	10,000	1,000	2,000	7,000



Ventas	Ene	Feb	Mar	Abr	Mayo
Mes	3,000	2,000	4,000	1,000	5,000



Nombre	Faye	Greg	Hannah	Jane	Kelly
Estados en que ha vivido	4	2	8	1	7

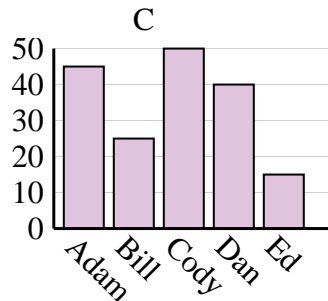
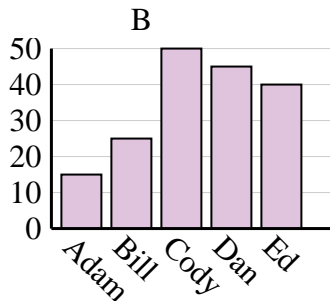
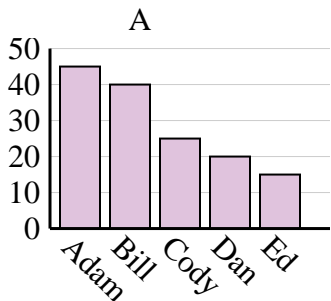




Determina cuál gráfica (A,B o C) representa mejor la información en la tabla.

Respuestas

Nombre	Adam	Bill	Cody	Dan	Ed
Puntos	45	40	25	20	15



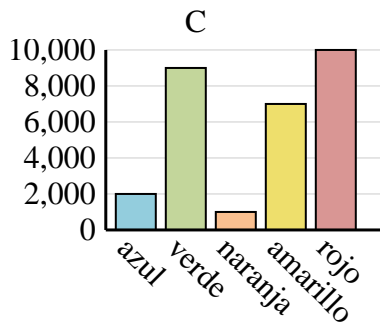
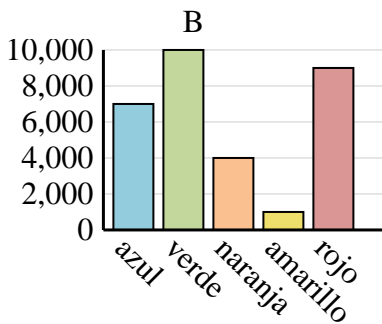
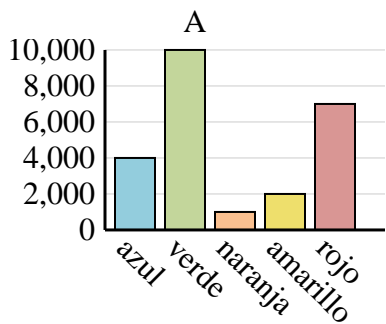
1. **A**

2. **A**

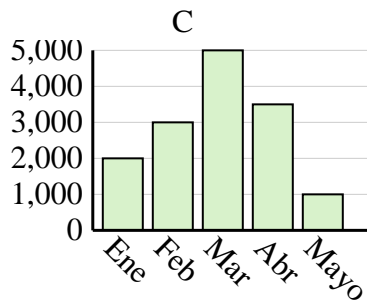
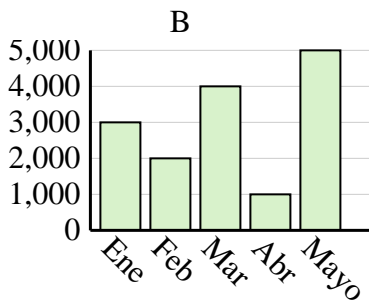
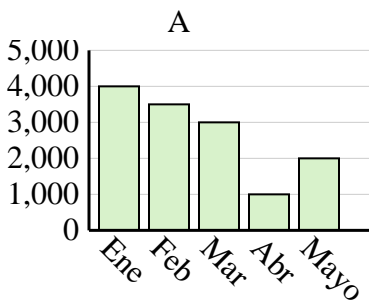
3. **B**

4. **C**

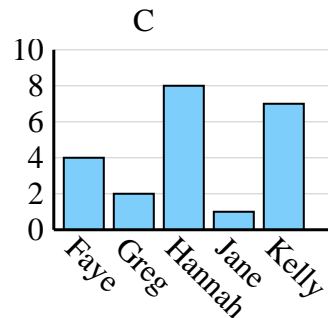
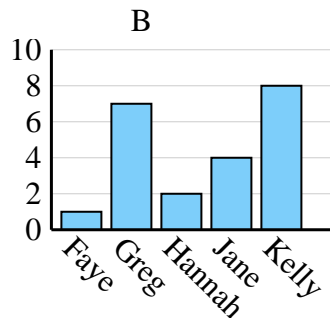
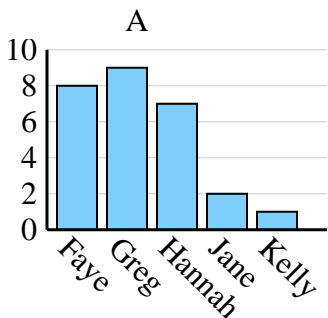
Color favorito	azul	verde	naranja	amarillo	rojo
Personas	4,000	10,000	1,000	2,000	7,000



Ventas	Ene	Feb	Mar	Abr	Mayo
Mes	3,000	2,000	4,000	1,000	5,000



Nombre	Faye	Greg	Hannah	Jane	Kelly
Estados en que ha vivido	4	2	8	1	7

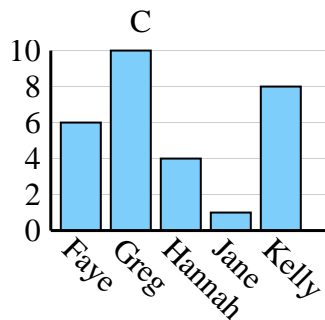
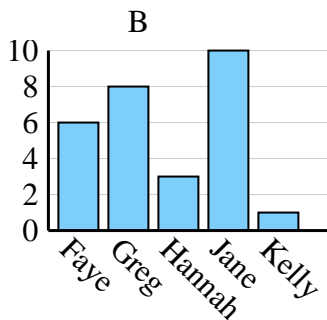
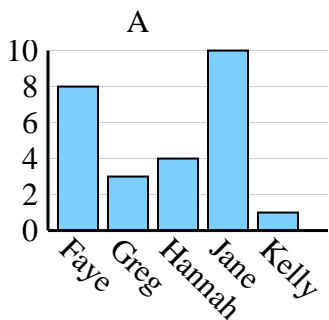




Determina cuál gráfica (A,B o C) representa mejor la información en la tabla.

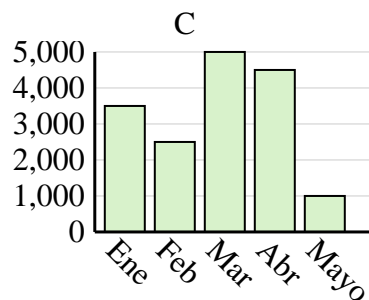
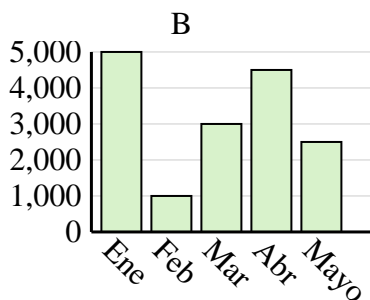
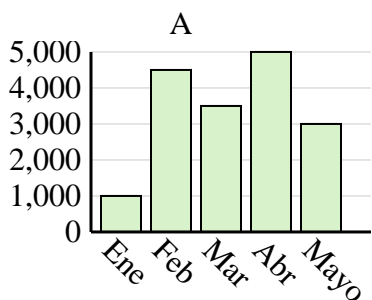
Respuestas

Nombre	Faye	Greg	Hannah	Jane	Kelly
Estados en que ha vivido	6	10	4	1	8

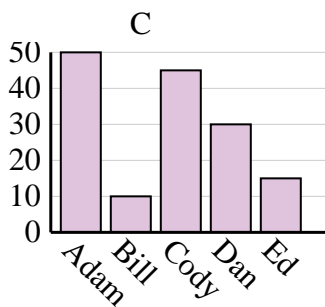
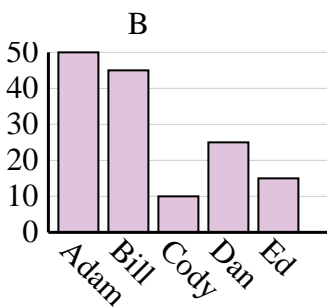
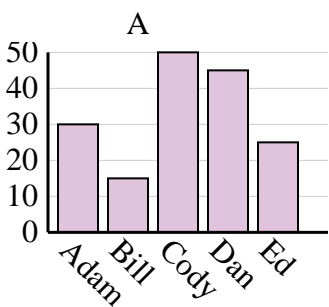


1. _____
2. _____
3. _____
4. _____

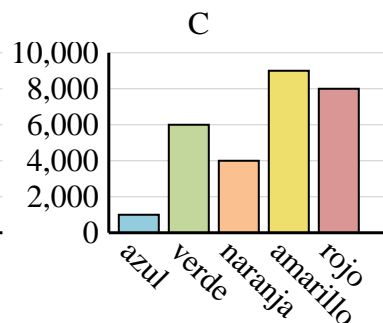
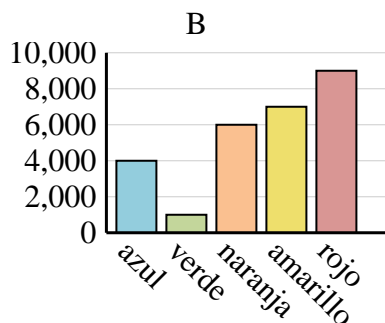
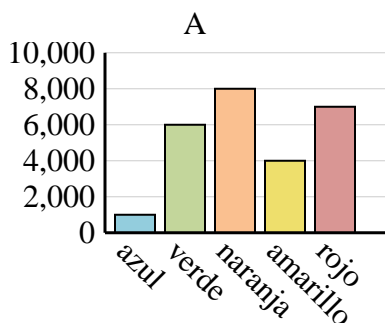
Ventas	Ene	Feb	Mar	Abr	Mayo
Mes	3,500	2,500	5,000	4,500	1,000



Nombre	Adam	Bill	Cody	Dan	Ed
Puntos	30	15	50	45	25



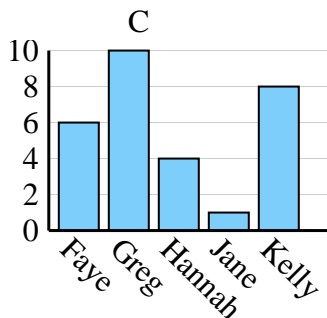
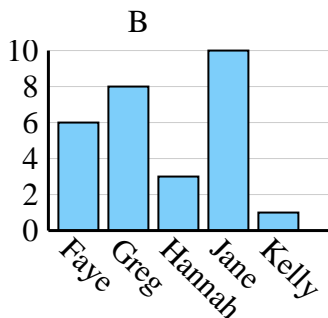
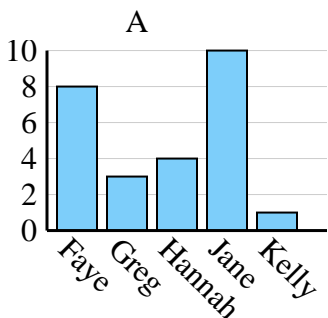
Color favorito	azul	verde	naranja	amarillo	rojo
Personas	4,000	1,000	6,000	7,000	9,000



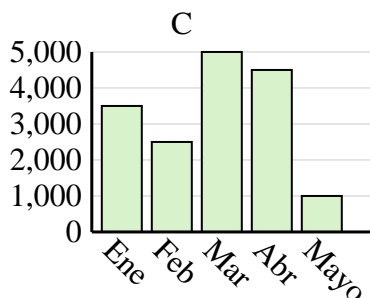
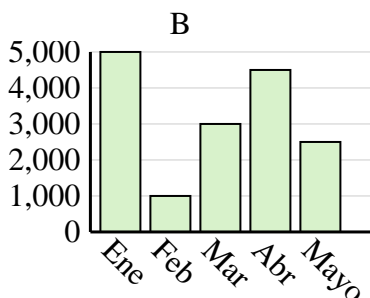
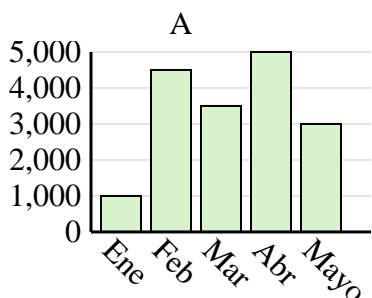


Determina cuál gráfica (A,B o C) representa mejor la información en la tabla.

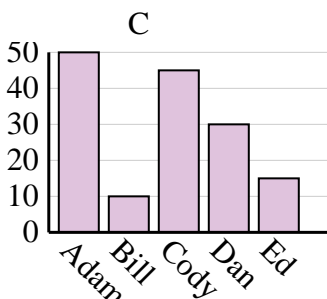
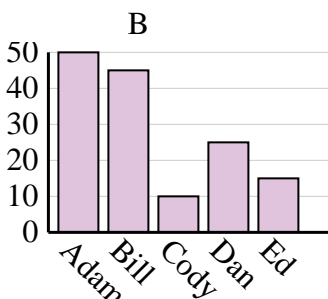
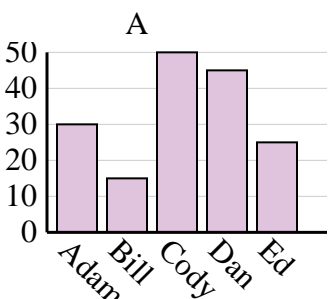
Nombre	Faye	Greg	Hannah	Jane	Kelly
Estados en que ha vivido	6	10	4	1	8



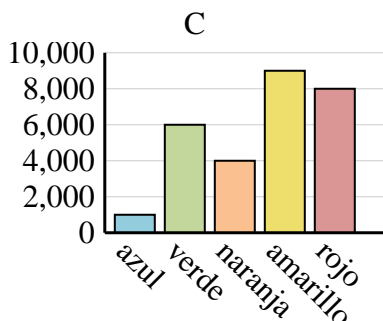
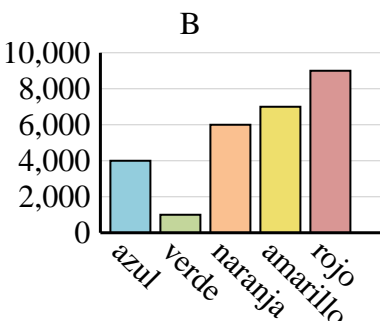
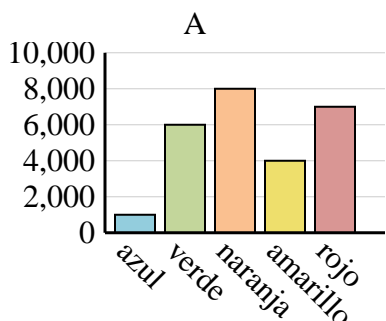
Ventas	Ene	Feb	Mar	Abr	Mayo
Mes	3,500	2,500	5,000	4,500	1,000



Nombre	Adam	Bill	Cody	Dan	Ed
Puntos	30	15	50	45	25



Color favorito	azul	verde	naranja	amarillo	rojo
Personas	4,000	1,000	6,000	7,000	9,000



Respuestas

1. **C**

2. **C**

3. **A**

4. **B**

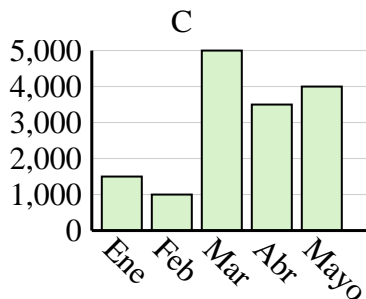
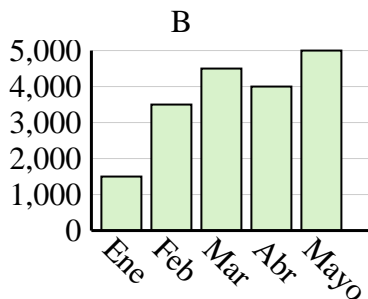
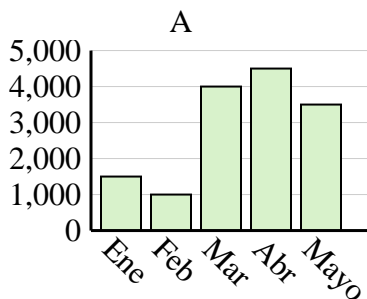


Determina cuál gráfica (A,B o C) representa mejor la información en la tabla.

Respuestas

1)

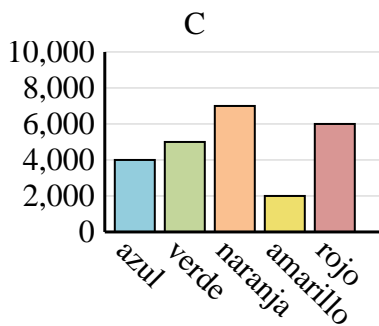
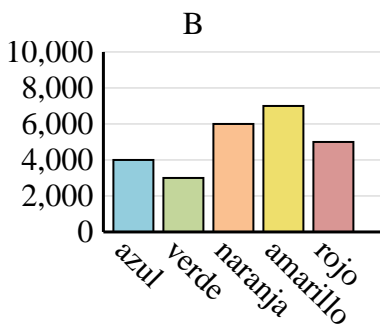
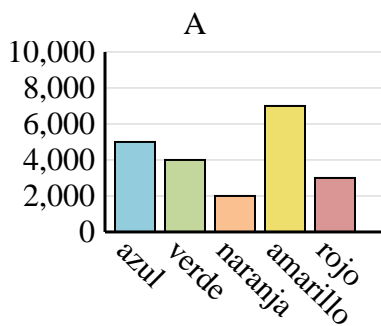
Ventas	Ene	Feb	Mar	Abr	Mayo
Mes	1,500	1,000	4,000	4,500	3,500



1. _____
2. _____
3. _____
4. _____

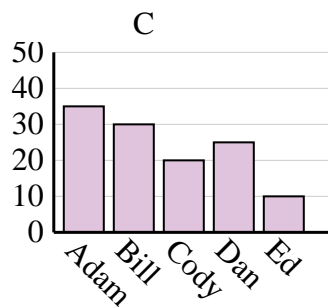
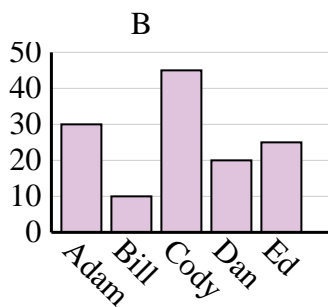
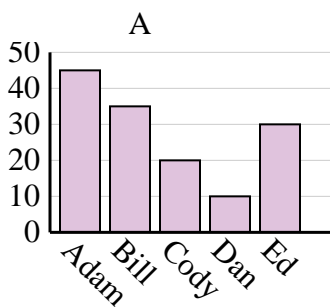
2)

Color favorito	azul	verde	naranja	amarillo	rojo
Personas	4,000	3,000	6,000	7,000	5,000



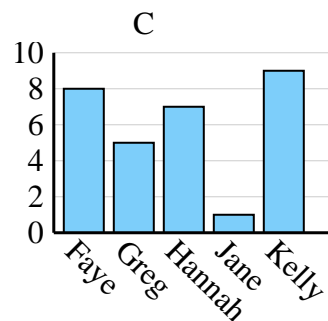
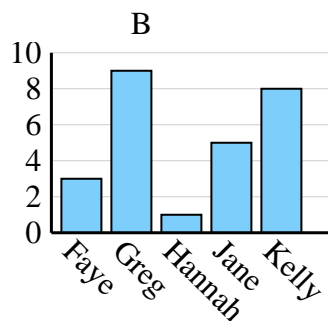
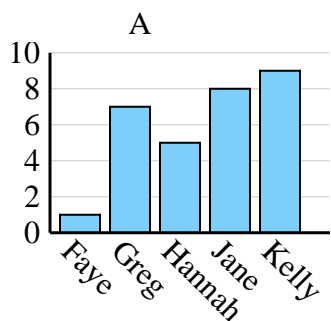
3)

Nombre	Adam	Bill	Cody	Dan	Ed
Puntos	35	30	20	25	10



4)

Nombre	Faye	Greg	Hannah	Jane	Kelly
Estados en que ha vivido	1	7	5	8	9



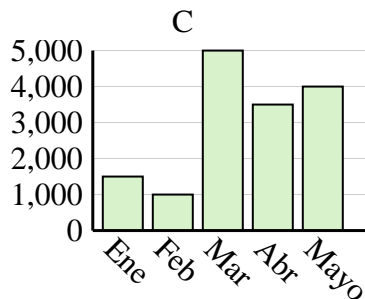
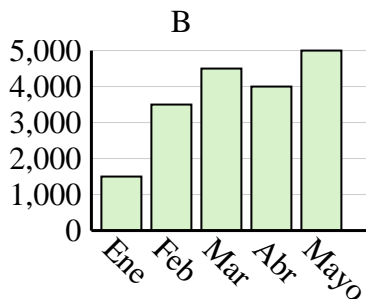
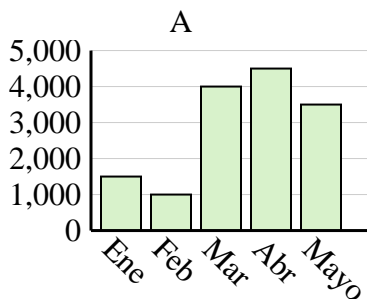


Determina cuál gráfica (A,B o C) representa mejor la información en la tabla.

Respuestas

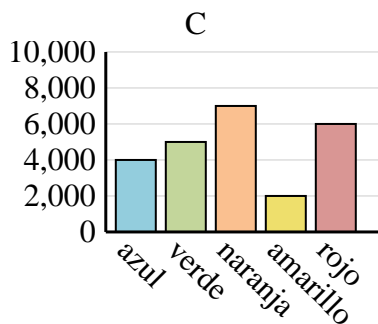
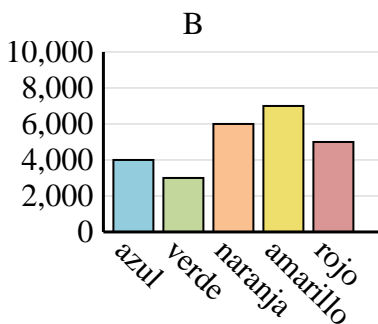
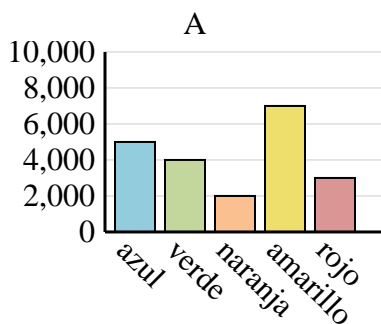
1)

Ventas	Ene	Feb	Mar	Abr	Mayo
Mes	1,500	1,000	4,000	4,500	3,500



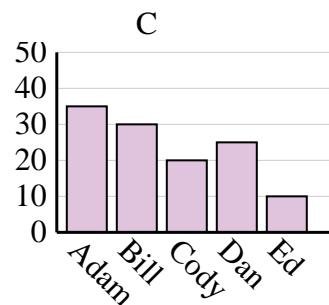
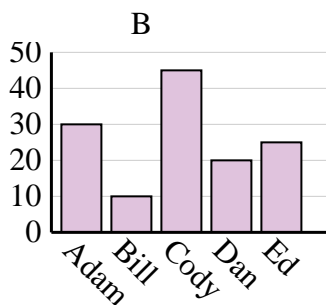
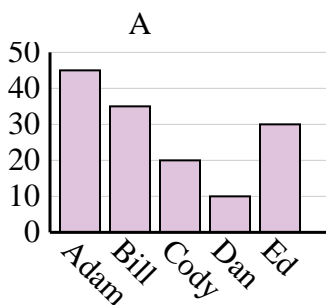
2)

Color favorito	azul	verde	naranja	amarillo	rojo
Personas	4,000	3,000	6,000	7,000	5,000



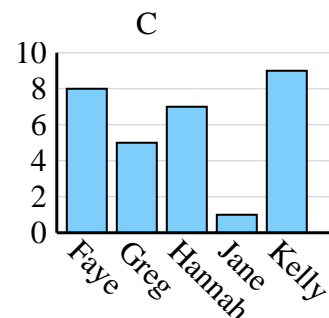
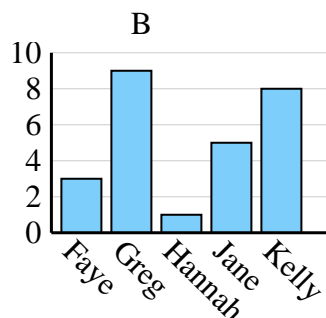
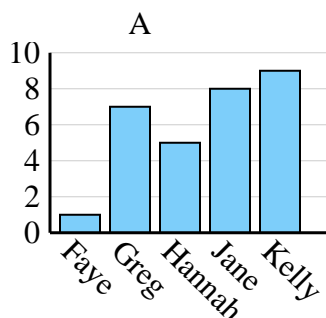
3)

Nombre	Adam	Bill	Cody	Dan	Ed
Puntos	35	30	20	25	10



4)

Nombre	Faye	Greg	Hannah	Jane	Kelly
Estados en que ha vivido	1	7	5	8	9



1. **A**
2. **B**
3. **C**
4. **A**

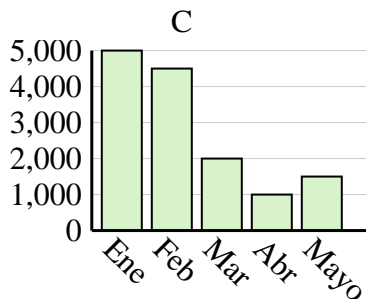
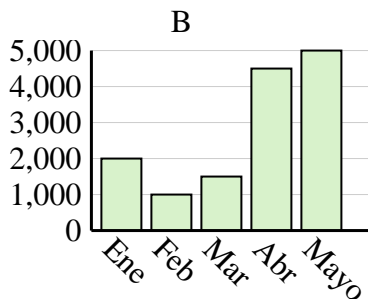
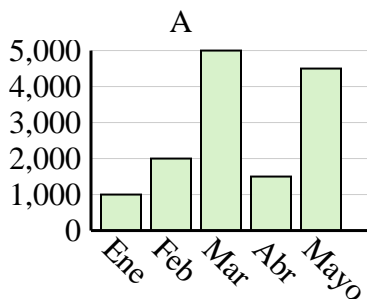


Determina cuál gráfica (A,B o C) representa mejor la información en la tabla.

Respuestas

1)

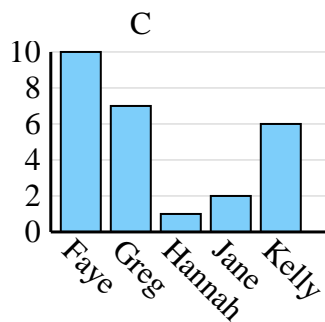
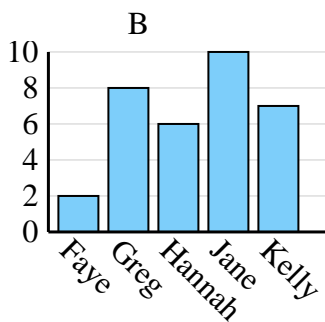
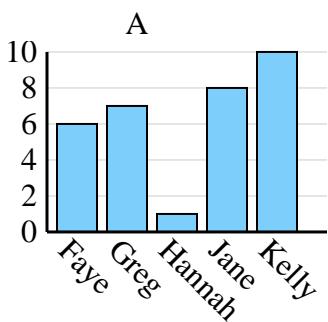
Ventas	Ene	Feb	Mar	Abr	Mayo
Mes	5,000	4,500	2,000	1,000	1,500



1. _____
2. _____
3. _____
4. _____

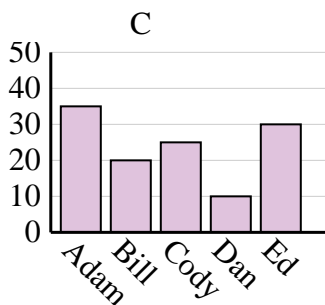
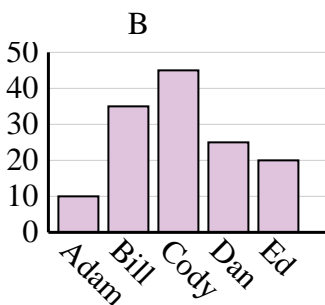
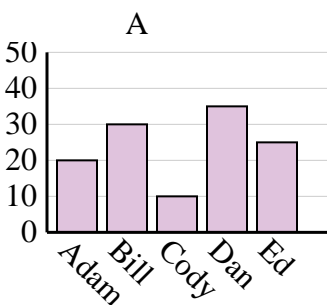
2)

Nombre	Faye	Greg	Hannah	Jane	Kelly
Estados en que ha vivido	6	7	1	8	10



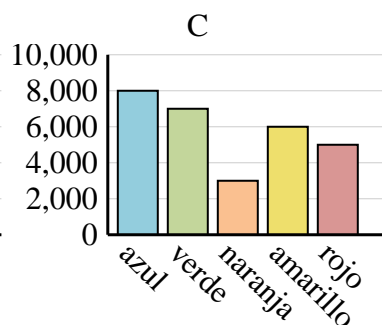
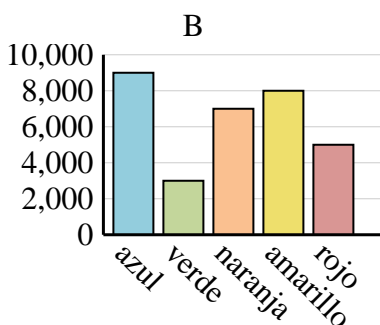
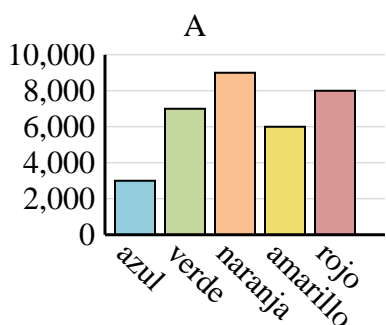
3)

Nombre	Adam	Bill	Cody	Dan	Ed
Puntos	10	35	45	25	20



4)

Color favorito	azul	verde	naranja	amarillo	rojo
Personas	8,000	7,000	3,000	6,000	5,000



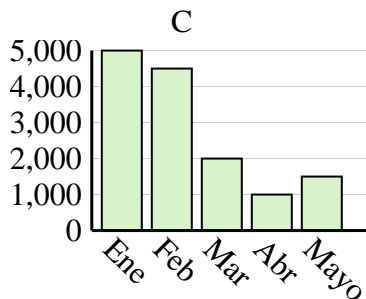
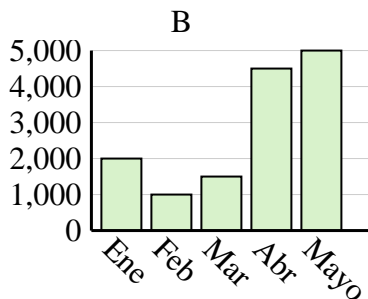
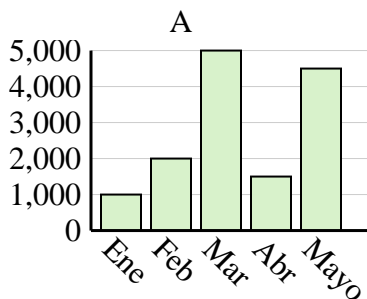


Determina cuál gráfica (A,B o C) representa mejor la información en la tabla.

Respuestas

1)

Ventas	Ene	Feb	Mar	Abr	Mayo
Mes	5,000	4,500	2,000	1,000	1,500



1. **C**

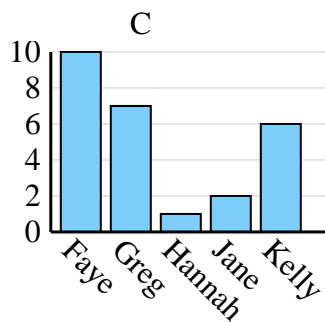
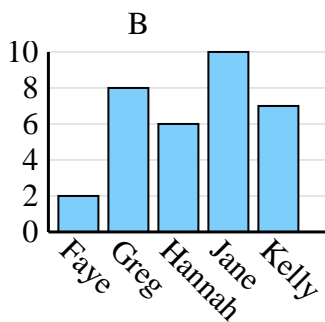
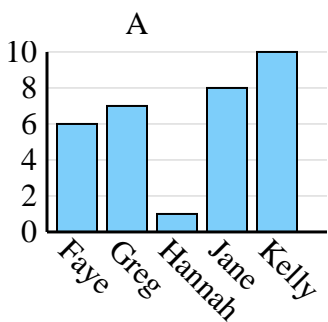
2. **A**

3. **B**

4. **C**

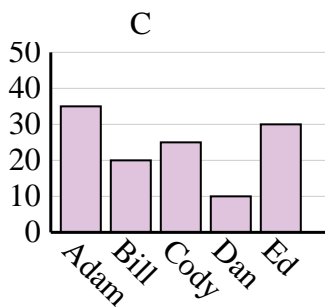
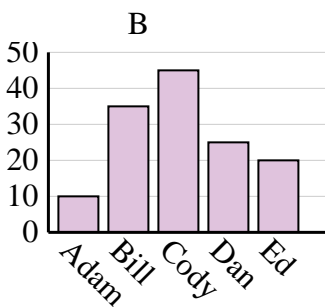
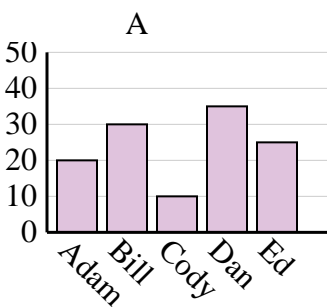
2)

Nombre	Faye	Greg	Hannah	Jane	Kelly
Estados en que ha vivido	6	7	1	8	10



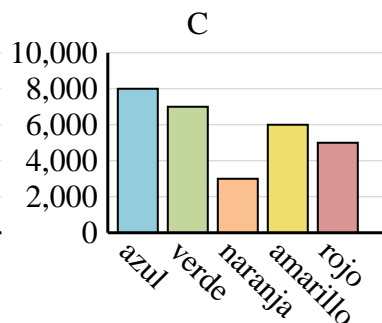
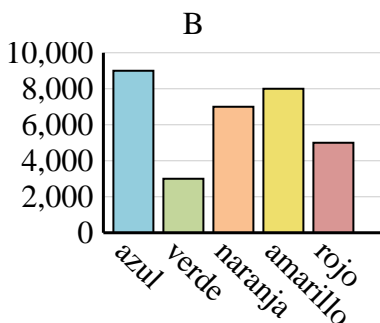
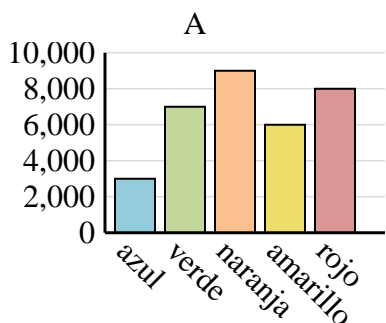
3)

Nombre	Adam	Bill	Cody	Dan	Ed
Puntos	10	35	45	25	20



4)

Color favorito	azul	verde	naranja	amarillo	rojo
Personas	8,000	7,000	3,000	6,000	5,000



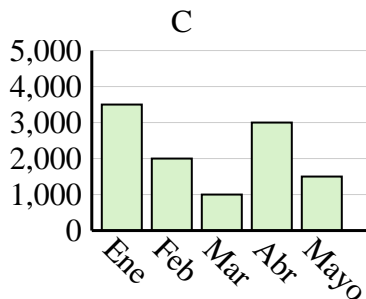
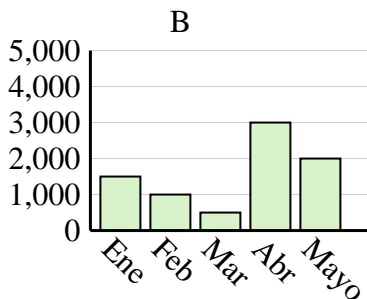
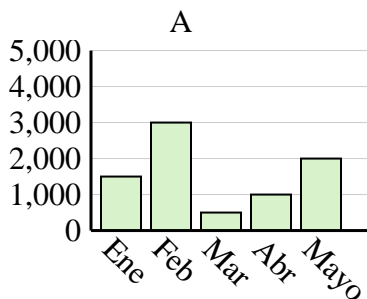


Determina cuál gráfica (A,B o C) representa mejor la información en la tabla.

Respuestas

1)

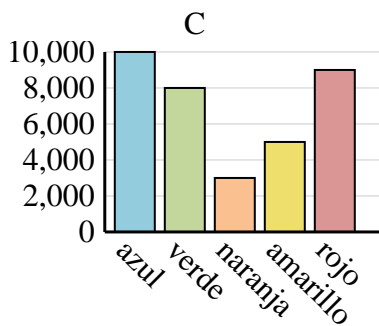
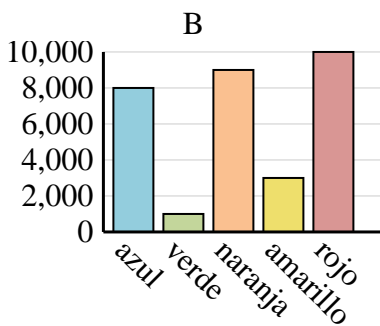
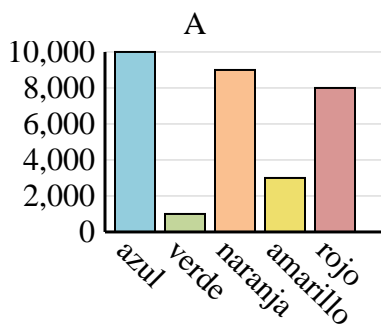
Ventas	Ene	Feb	Mar	Abr	Mayo
Mes	3,500	2,000	1,000	3,000	1,500



1. _____
2. _____
3. _____
4. _____

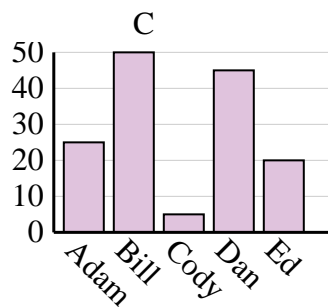
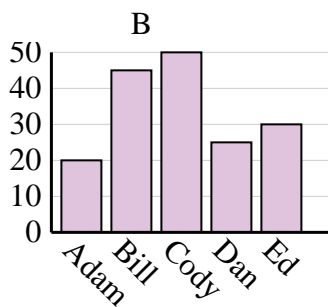
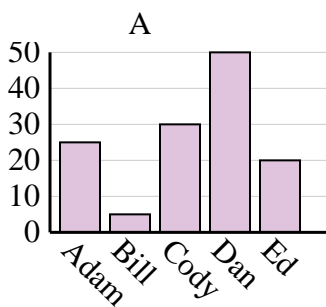
2)

Color favorito	azul	verde	naranja	amarillo	rojo
Personas	10,000	1,000	9,000	3,000	8,000



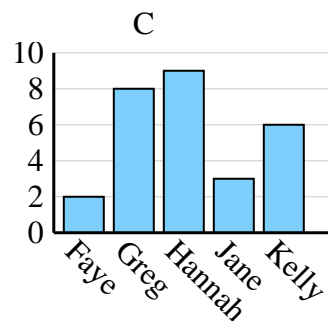
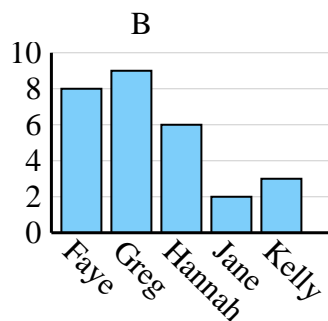
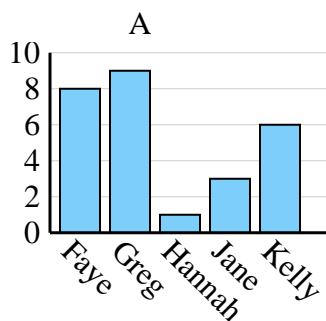
3)

Nombre	Adam	Bill	Cody	Dan	Ed
Puntos	25	5	30	50	20



4)

Nombre	Faye	Greg	Hannah	Jane	Kelly
Estados en que ha vivido	8	9	1	3	6

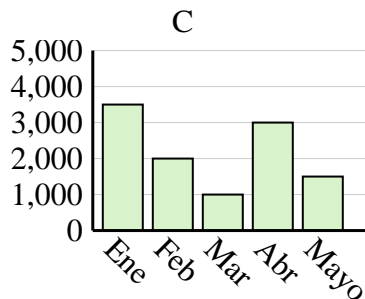
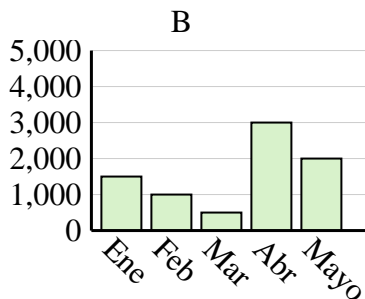
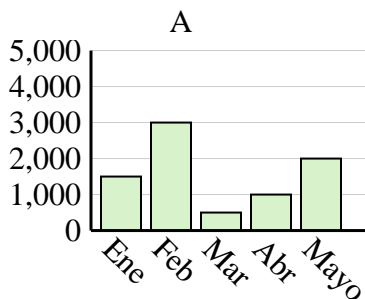




Determina cuál gráfica (A,B o C) representa mejor la información en la tabla.

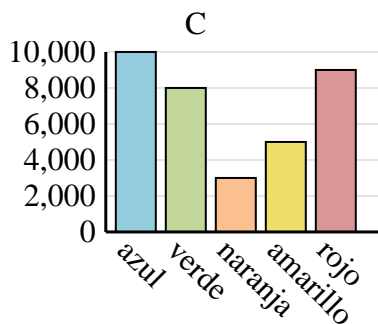
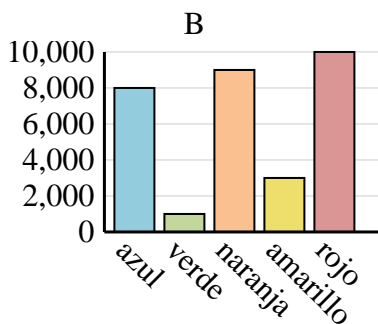
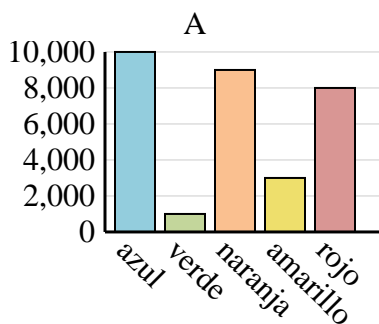
1)

Ventas	Ene	Feb	Mar	Abr	Mayo
Mes	3,500	2,000	1,000	3,000	1,500



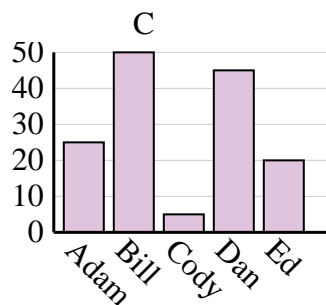
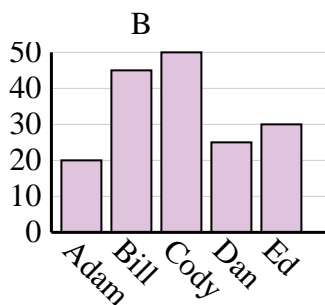
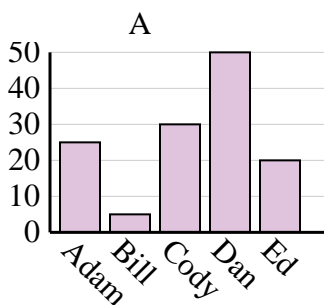
2)

Color favorito	azul	verde	naranja	amarillo	rojo
Personas	10,000	1,000	9,000	3,000	8,000



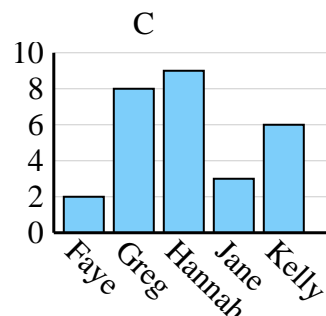
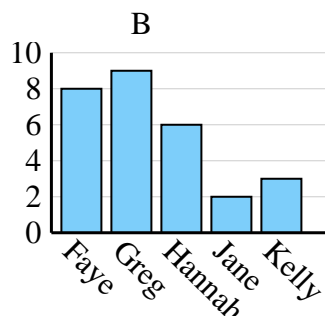
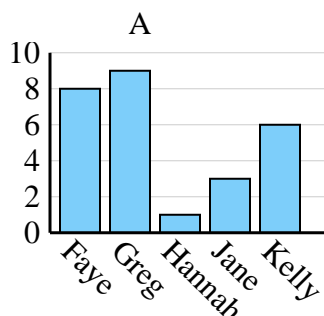
3)

Nombre	Adam	Bill	Cody	Dan	Ed
Puntos	25	5	30	50	20



4)

Nombre	Faye	Greg	Hannah	Jane	Kelly
Estados en que ha vivido	8	9	1	3	6



Respuestas

1. **C**

2. **A**

3. **A**

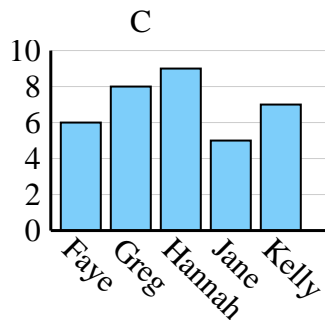
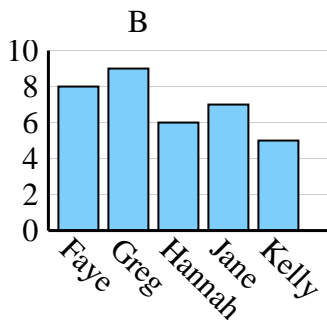
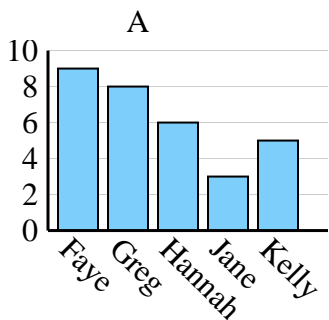
4. **A**



Determina cuál gráfica (A,B o C) representa mejor la información en la tabla.

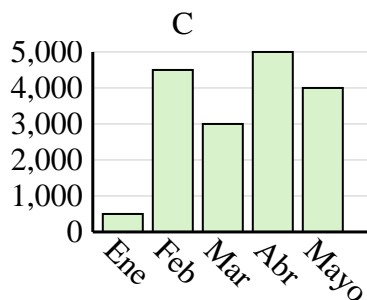
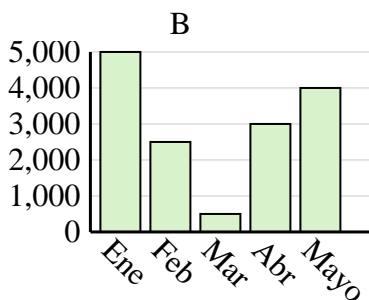
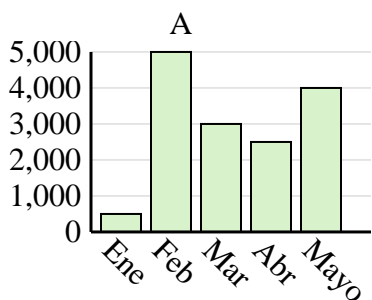
Respuestas

Nombre	Faye	Greg	Hannah	Jane	Kelly
Estados en que ha vivido	6	8	9	5	7

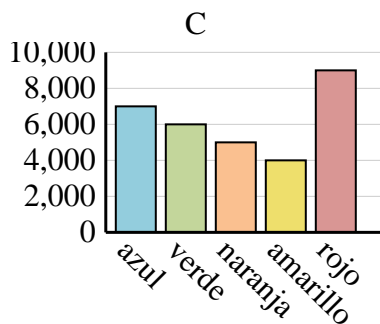
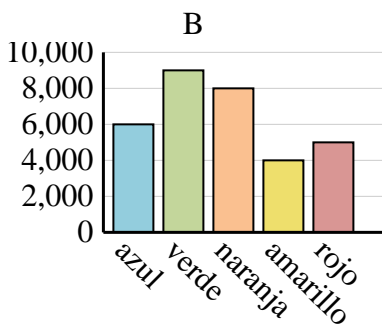
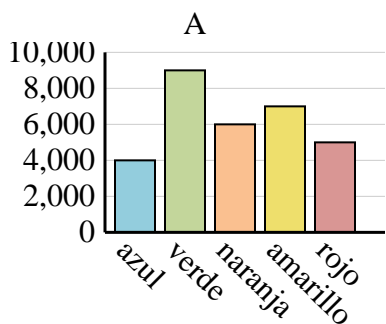


1. _____
2. _____
3. _____
4. _____

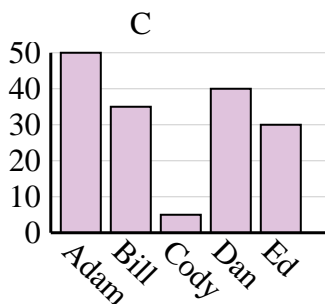
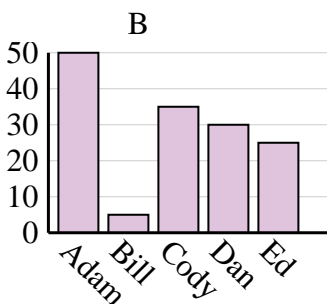
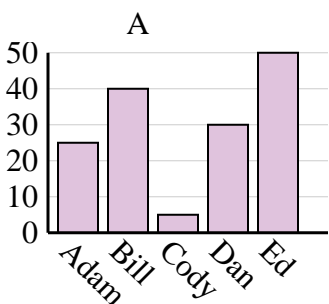
Ventas	Ene	Feb	Mar	Abr	Mayo
Mes	500	4,500	3,000	5,000	4,000



Color favorito	azul	verde	naranja	amarillo	rojo
Personas	4,000	9,000	6,000	7,000	5,000



Nombre	Adam	Bill	Cody	Dan	Ed
Puntos	50	35	5	40	30

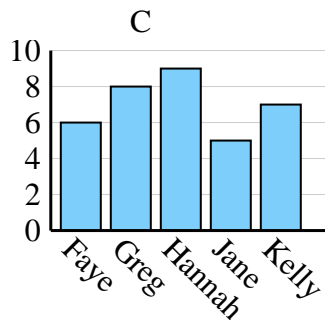
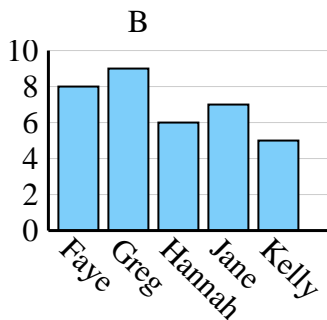
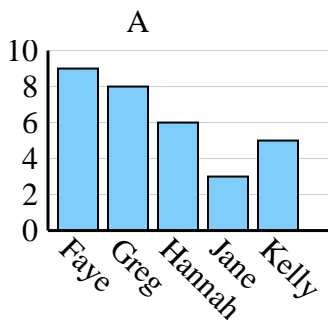




Determina cuál gráfica (A,B o C) representa mejor la información en la tabla.

Respuestas

Nombre	Faye	Greg	Hannah	Jane	Kelly
Estados en que ha vivido	6	8	9	5	7



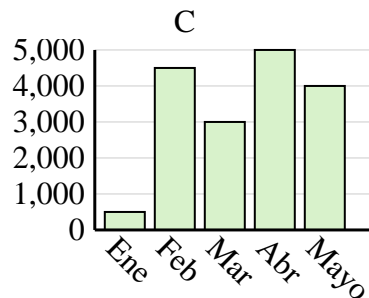
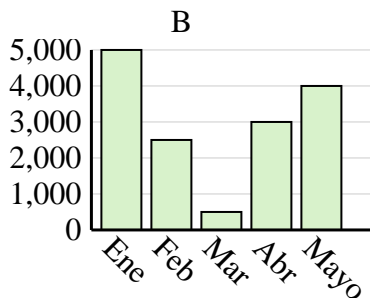
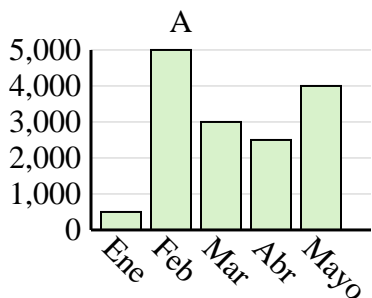
1. **C**

2. **C**

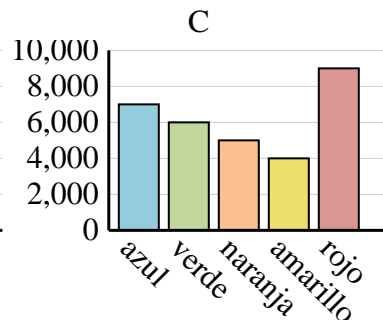
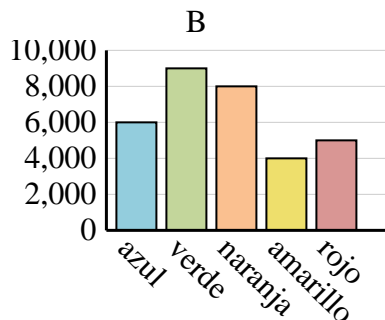
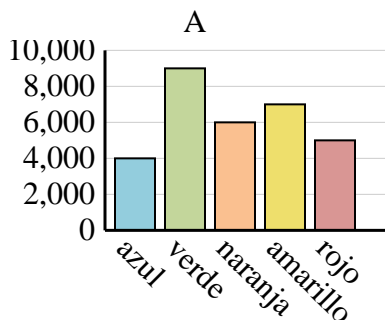
3. **A**

4. **C**

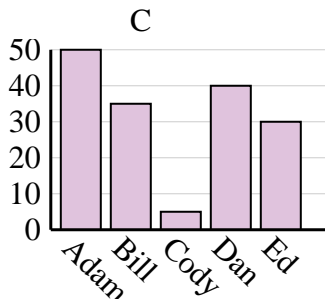
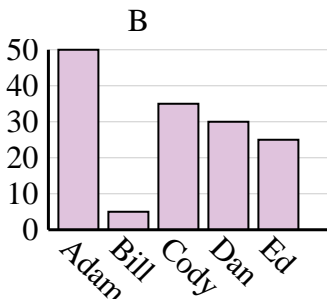
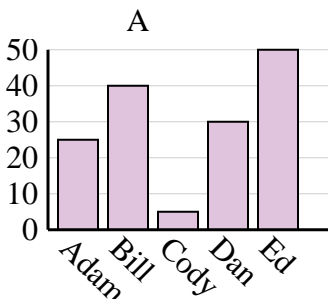
Ventas	Ene	Feb	Mar	Abr	Mayo
Mes	500	4,500	3,000	5,000	4,000



Color favorito	azul	verde	naranja	amarillo	rojo
Personas	4,000	9,000	6,000	7,000	5,000



Nombre	Adam	Bill	Cody	Dan	Ed
Puntos	50	35	5	40	30

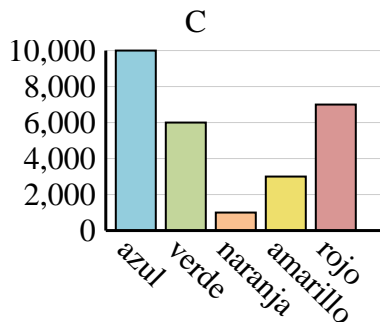
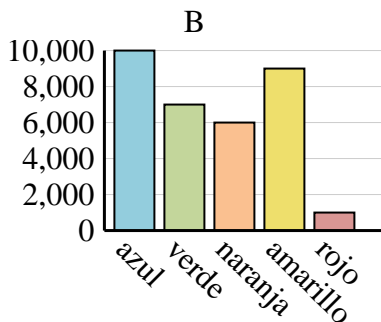
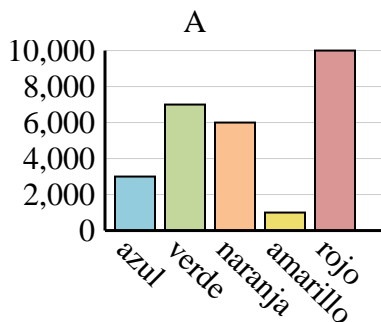




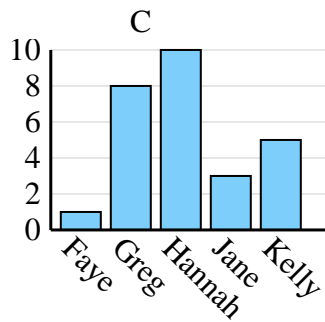
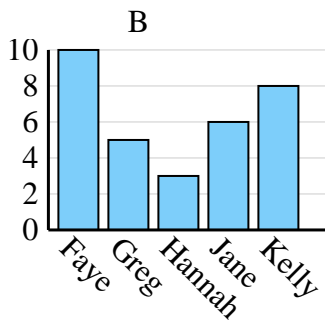
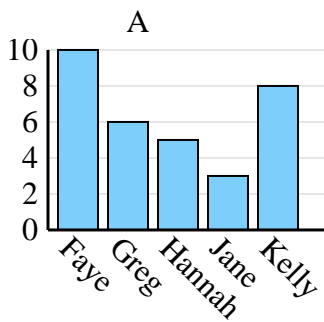
Determina cuál gráfica (A,B o C) representa mejor la información en la tabla.

Respuestas

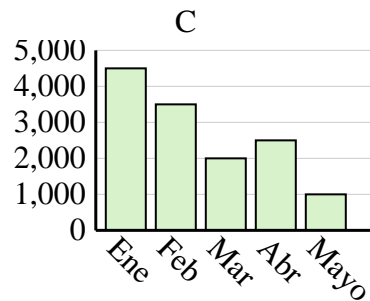
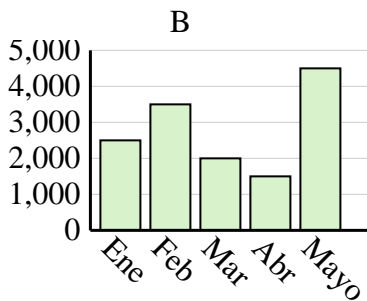
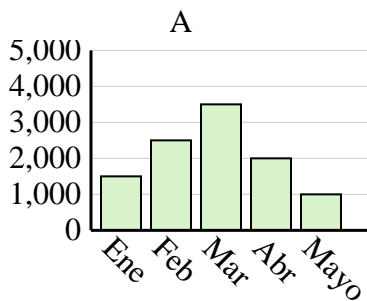
Color favorito	azul	verde	naranja	amarillo	rojo
Personas	10,000	6,000	1,000	3,000	7,000



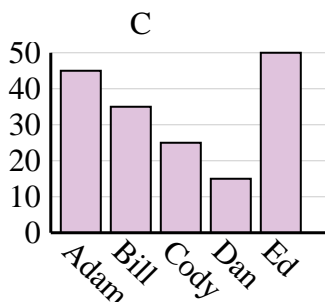
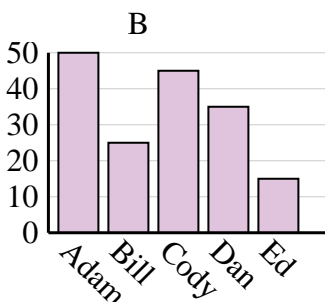
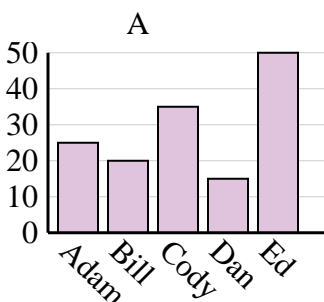
Nombre	Faye	Greg	Hannah	Jane	Kelly
Estados en que ha vivido	1	8	10	3	5



Ventas	Ene	Feb	Mar	Abr	Mayo
Mes	4,500	3,500	2,000	2,500	1,000



Nombre	Adam	Bill	Cody	Dan	Ed
Puntos	45	35	25	15	50

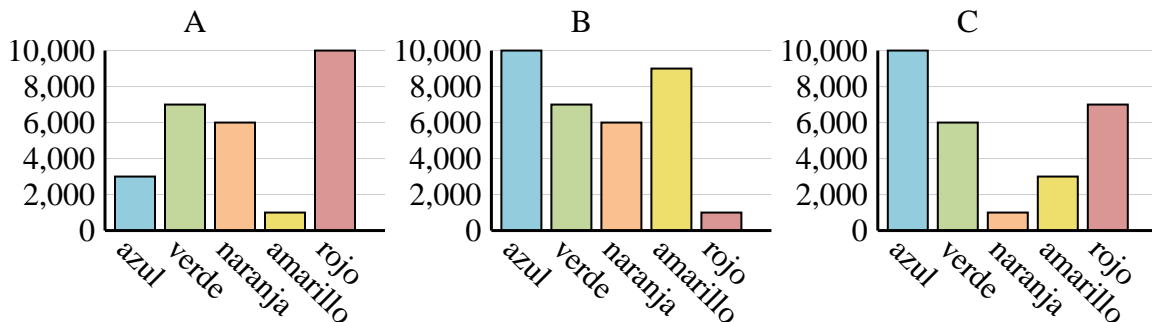


1. _____
2. _____
3. _____
4. _____

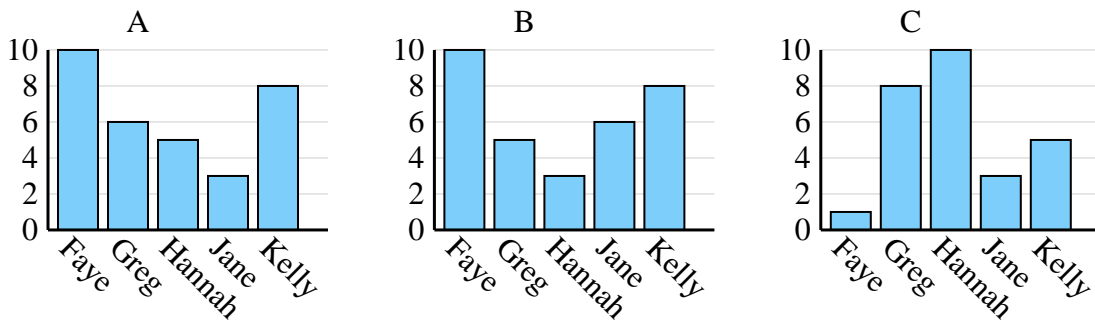


Determina cuál gráfica (A,B o C) representa mejor la información en la tabla.

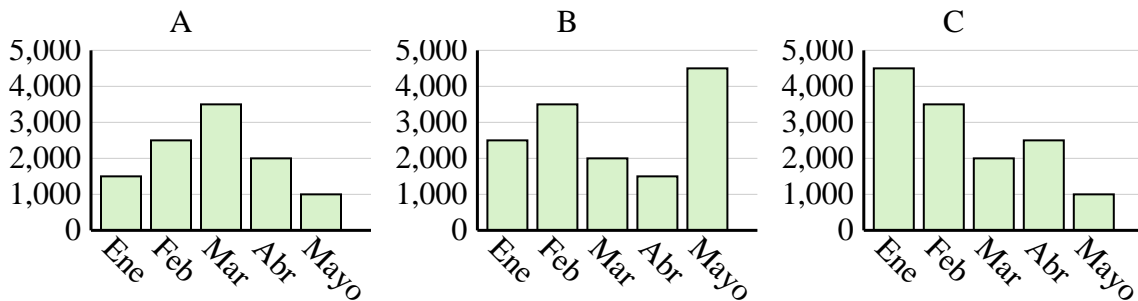
Color favorito	azul	verde	naranja	amarillo	rojo
Personas	10,000	6,000	1,000	3,000	7,000



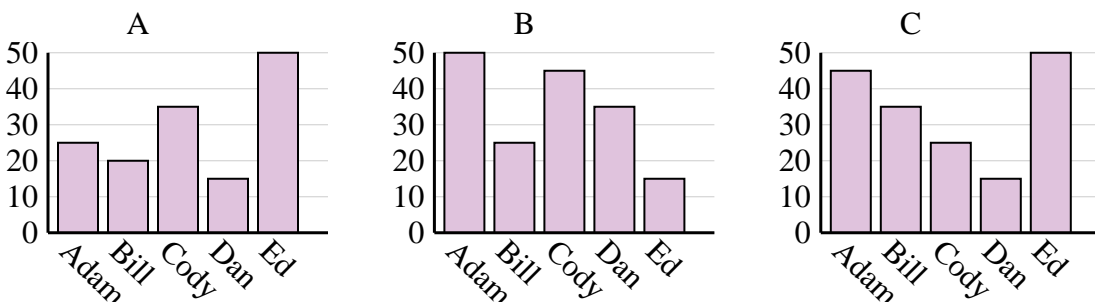
Nombre	Faye	Greg	Hannah	Jane	Kelly
Estados en que ha vivido	1	8	10	3	5



Ventas	Ene	Feb	Mar	Abr	Mayo
Mes	4,500	3,500	2,000	2,500	1,000



Nombre	Adam	Bill	Cody	Dan	Ed
Puntos	45	35	25	15	50



Respuestas

1. **C**

2. **C**

3. **C**

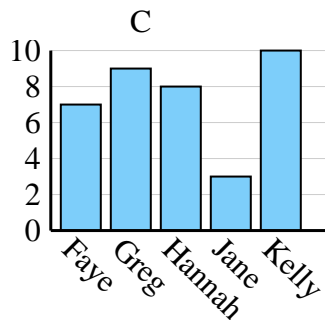
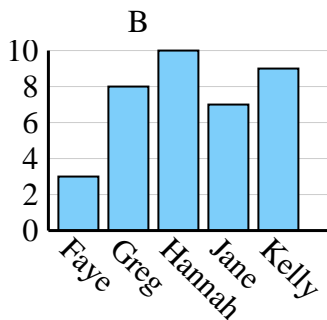
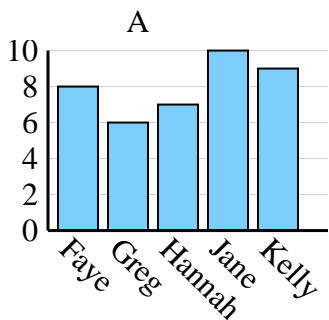
4. **C**



Determina cuál gráfica (A,B o C) representa mejor la información en la tabla.

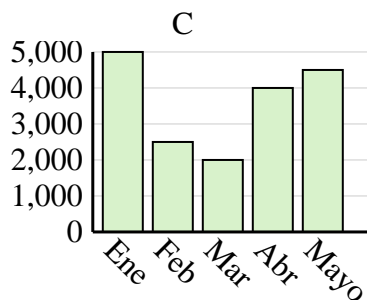
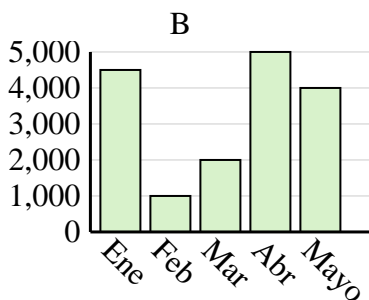
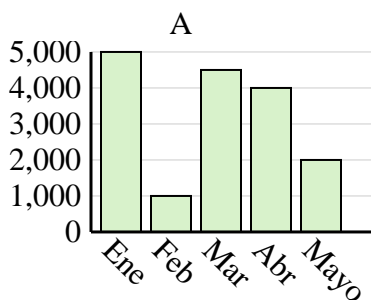
Respuestas

Nombre	Faye	Greg	Hannah	Jane	Kelly
Estados en que ha vivido	7	9	8	3	10

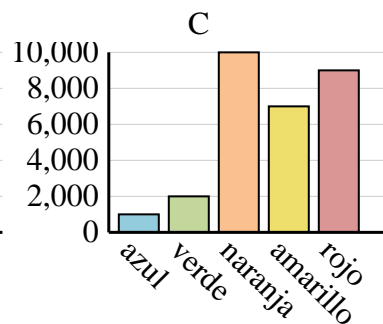
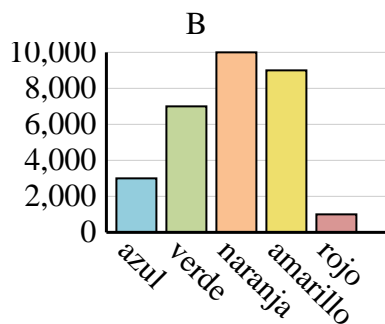
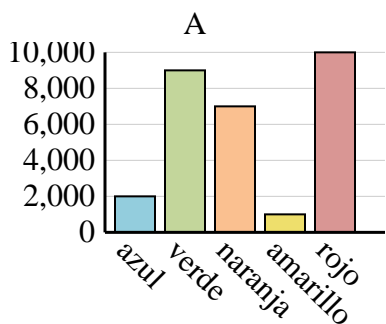


1. _____
2. _____
3. _____
4. _____

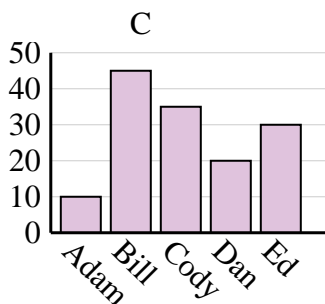
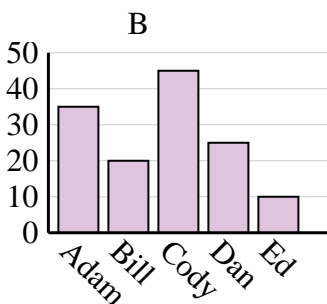
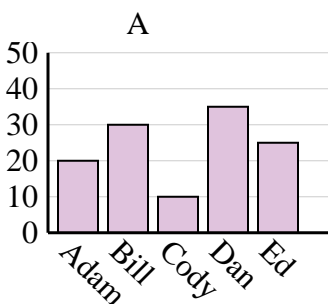
Ventas	Ene	Feb	Mar	Abr	Mayo
Mes	4,500	1,000	2,000	5,000	4,000



Color favorito	azul	verde	naranja	amarillo	rojo
Personas	3,000	7,000	10,000	9,000	1,000



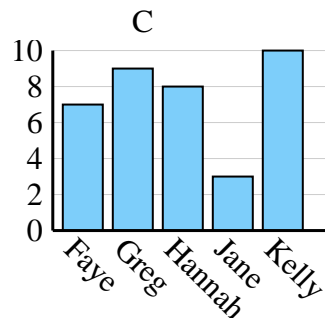
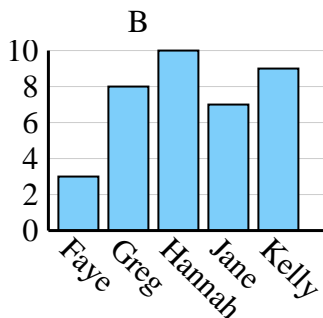
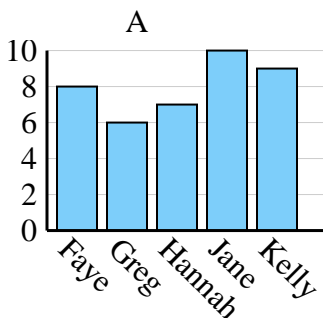
Nombre	Adam	Bill	Cody	Dan	Ed
Puntos	10	45	35	20	30



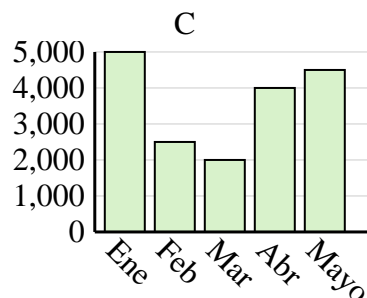
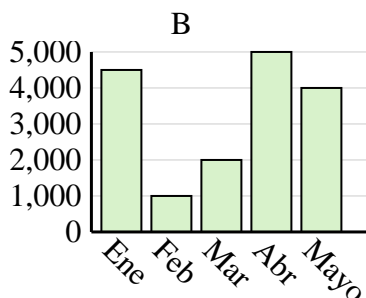
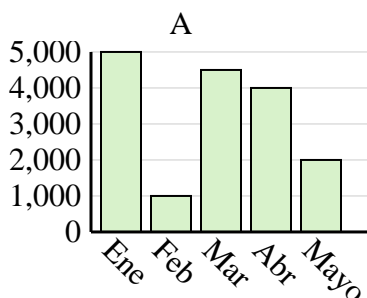


Determina cuál gráfica (A,B o C) representa mejor la información en la tabla.

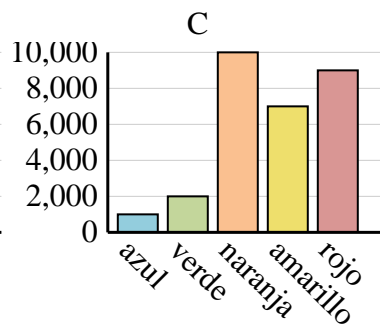
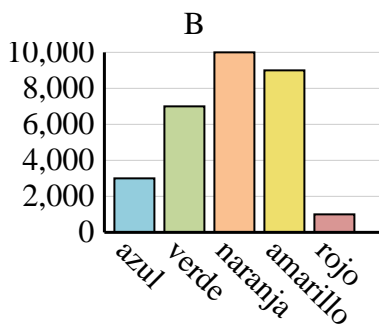
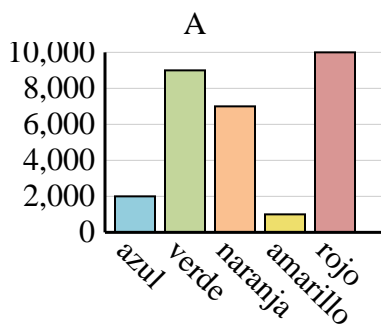
Nombre	Faye	Greg	Hannah	Jane	Kelly
Estados en que ha vivido	7	9	8	3	10



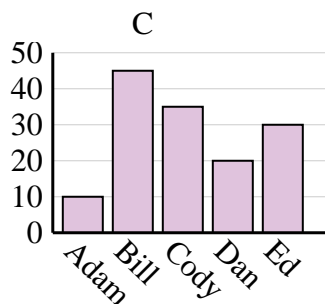
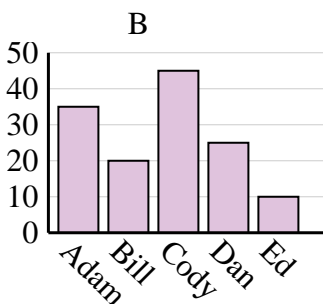
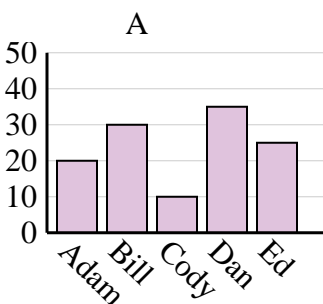
Ventas	Ene	Feb	Mar	Abr	Mayo
Mes	4,500	1,000	2,000	5,000	4,000



Color favorito	azul	verde	naranja	amarillo	rojo
Personas	3,000	7,000	10,000	9,000	1,000



Nombre	Adam	Bill	Cody	Dan	Ed
Puntos	10	45	35	20	30

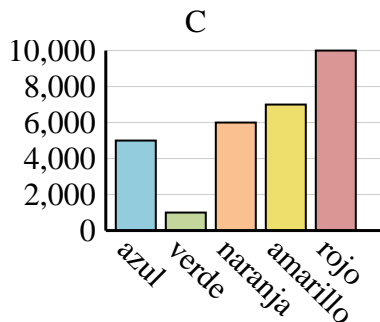
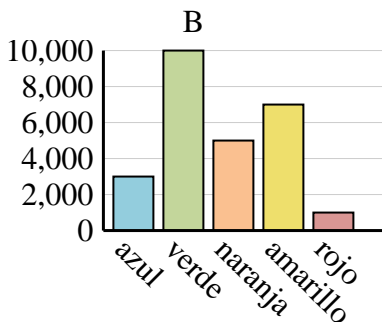
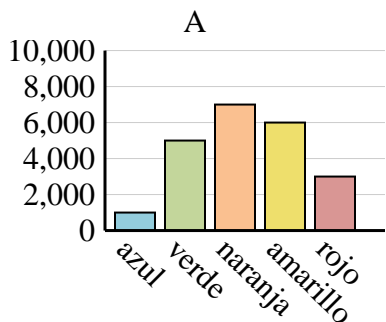
**Respuestas**1. **C**2. **B**3. **B**4. **C**



Determina cuál gráfica (A,B o C) representa mejor la información en la tabla.

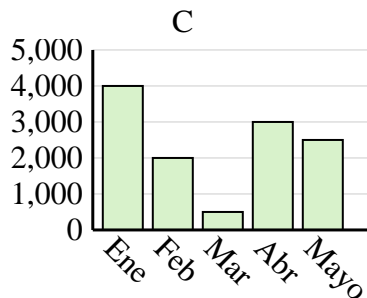
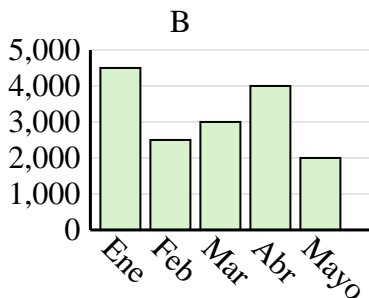
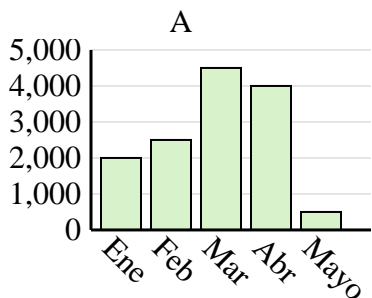
Respuestas

Color favorito	azul	verde	naranja	amarillo	rojo
Personas	1,000	5,000	7,000	6,000	3,000

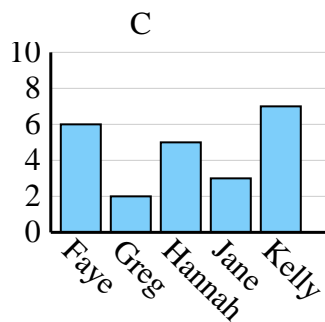
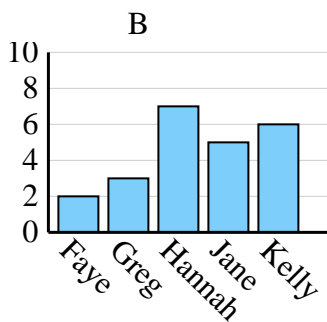
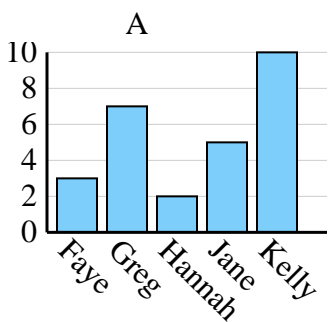


1. _____
2. _____
3. _____
4. _____

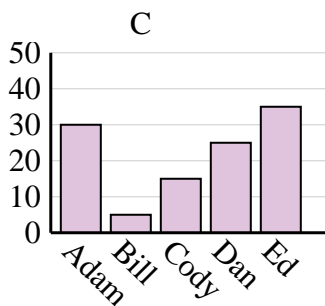
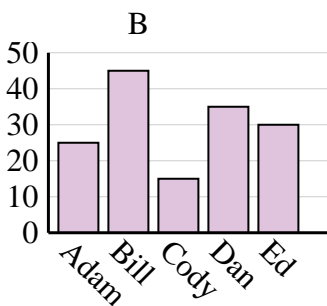
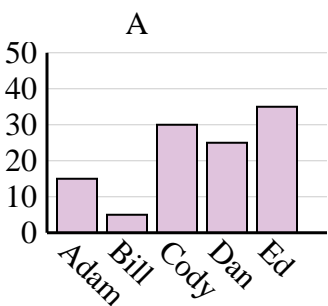
Ventas	Ene	Feb	Mar	Abr	Mayo
Mes	2,000	2,500	4,500	4,000	500



Nombre	Faye	Greg	Hannah	Jane	Kelly
Estados en que ha vivido	3	7	2	5	10



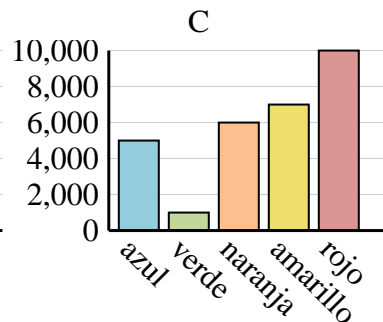
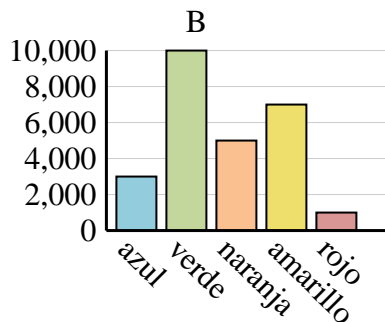
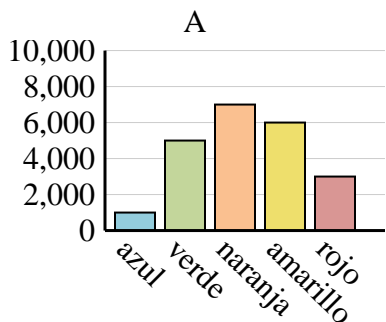
Nombre	Adam	Bill	Cody	Dan	Ed
Puntos	25	45	15	35	30



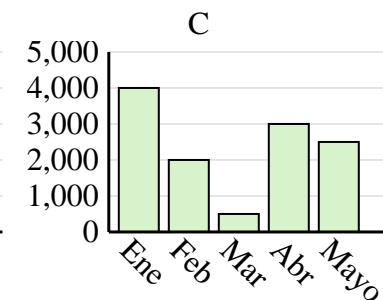
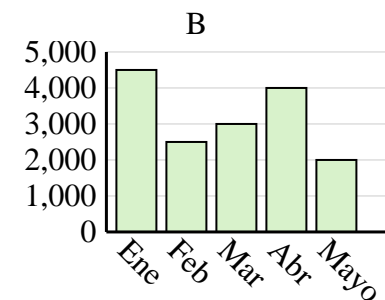
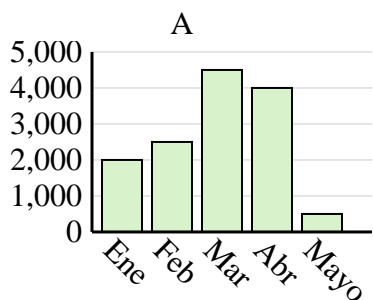


Determina cuál gráfica (A,B o C) representa mejor la información en la tabla.

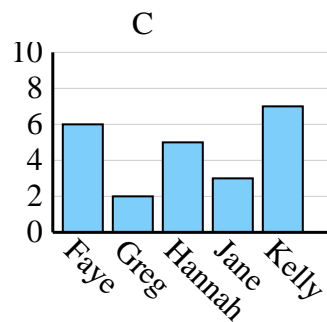
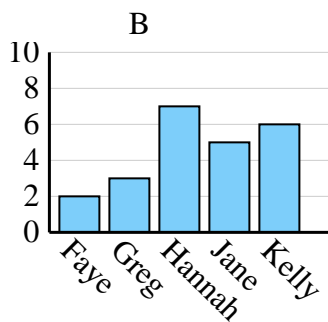
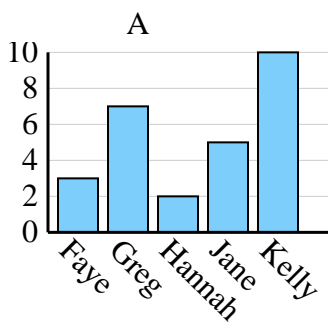
Color favorito	azul	verde	naranja	amarillo	rojo
Personas	1,000	5,000	7,000	6,000	3,000



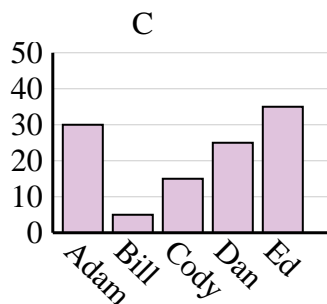
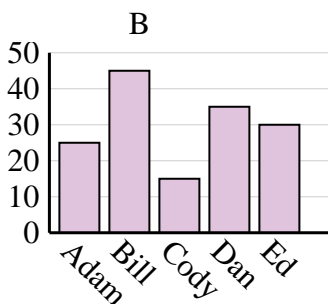
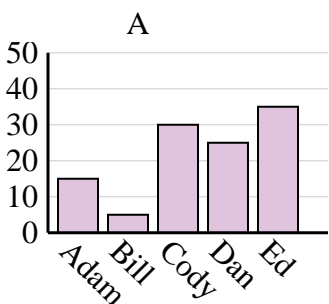
Ventas	Ene	Feb	Mar	Abr	Mayo
Mes	2,000	2,500	4,500	4,000	500



Nombre	Faye	Greg	Hannah	Jane	Kelly
Estados en que ha vivido	3	7	2	5	10



Nombre	Adam	Bill	Cody	Dan	Ed
Puntos	25	45	15	35	30

**Respuestas**1. **A**2. **A**3. **A**4. **B**