

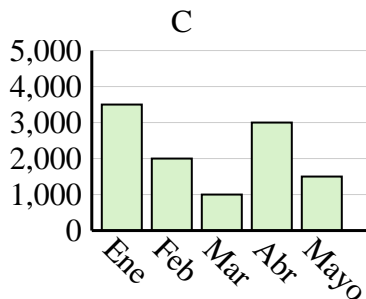
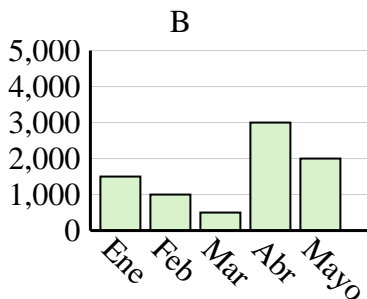
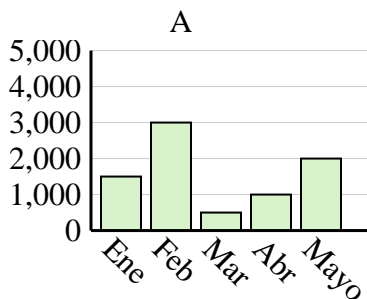


Determina cuál gráfica (A,B o C) representa mejor la información en la tabla.

Respuestas

1)

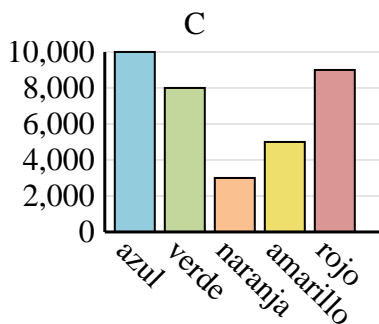
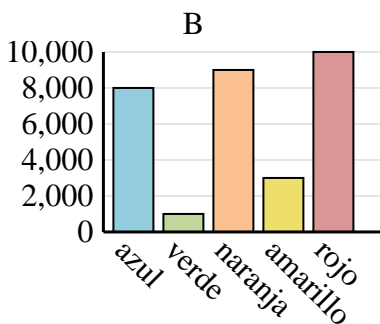
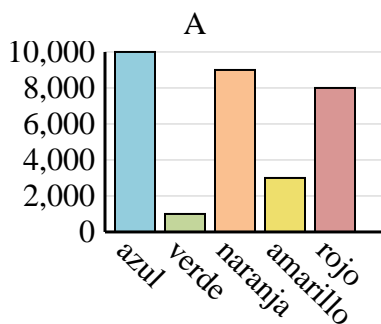
Ventas	Ene	Feb	Mar	Abr	Mayo
Mes	3,500	2,000	1,000	3,000	1,500



1. _____
2. _____
3. _____
4. _____

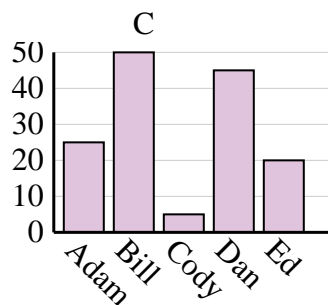
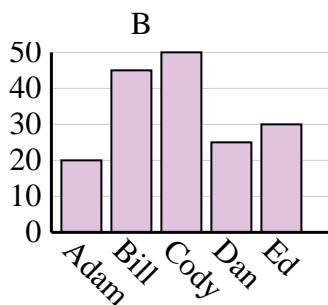
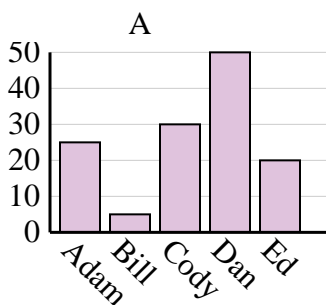
2)

Color favorito	azul	verde	naranja	amarillo	rojo
Personas	10,000	1,000	9,000	3,000	8,000



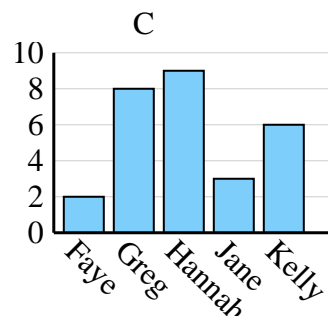
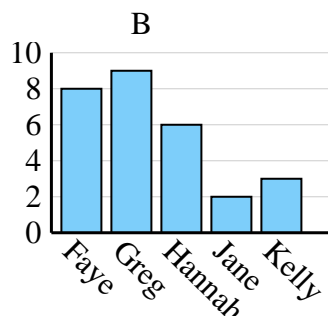
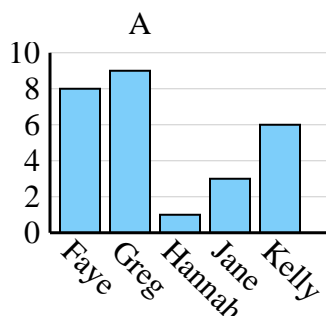
3)

Nombre	Adam	Bill	Cody	Dan	Ed
Puntos	25	5	30	50	20



4)

Nombre	Faye	Greg	Hannah	Jane	Kelly
Estados en que ha vivido	8	9	1	3	6



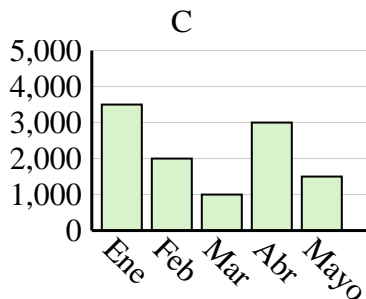
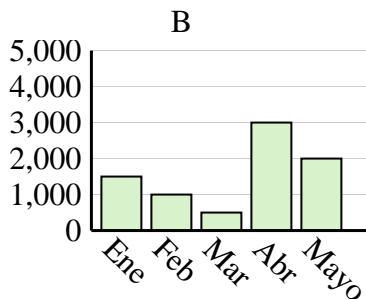
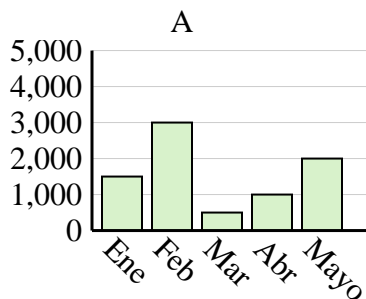


Determina cuál gráfica (A,B o C) representa mejor la información en la tabla.

Respuestas

1)

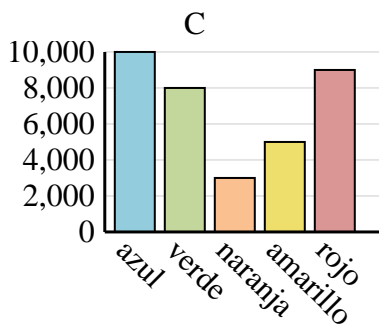
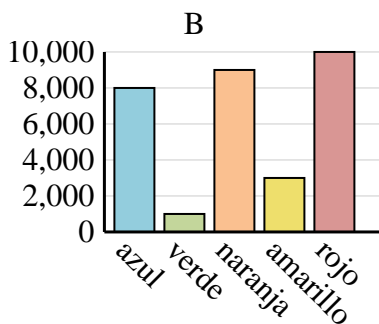
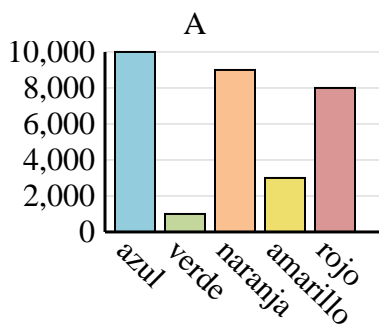
Ventas	Ene	Feb	Mar	Abr	Mayo
Mes	3,500	2,000	1,000	3,000	1,500



1. **C**
2. **A**
3. **A**
4. **A**

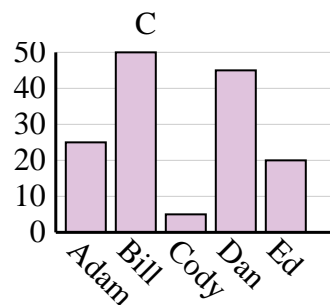
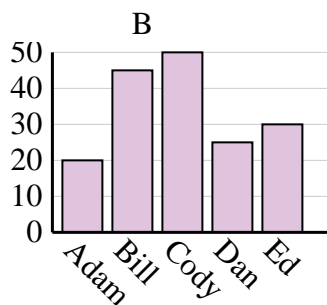
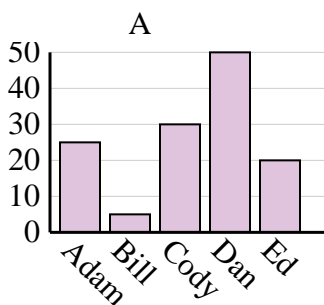
2)

Color favorito	azul	verde	naranja	amarillo	rojo
Personas	10,000	1,000	9,000	3,000	8,000



3)

Nombre	Adam	Bill	Cody	Dan	Ed
Puntos	25	5	30	50	20



4)

Nombre	Faye	Greg	Hannah	Jane	Kelly
Estados en que ha vivido	8	9	1	3	6

