

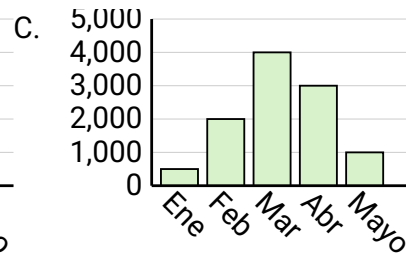
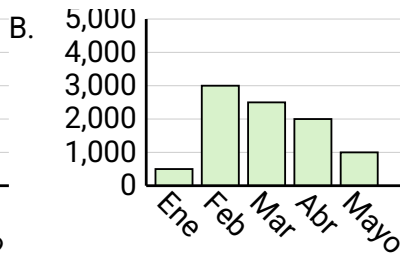
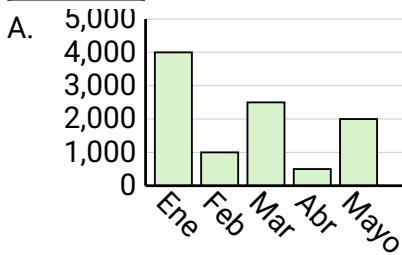


Determina cuál gráfica (A,B o C) representa mejor la información en la tabla.

Respuestas

1)

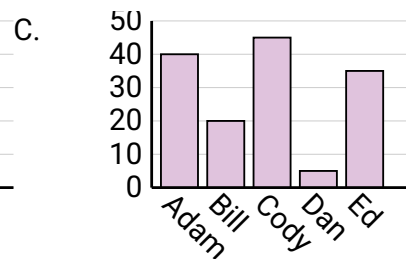
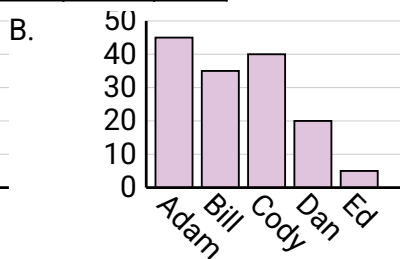
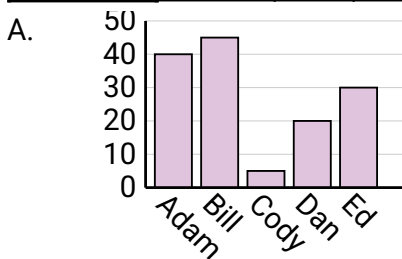
Ventas	Ene	Feb	Mar	Abr	Mayo
Mes	500	3,000	2,500	2,000	1,000



1. _____
2. _____
3. _____
4. _____

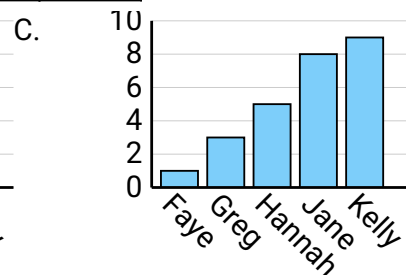
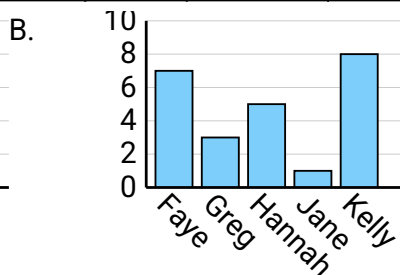
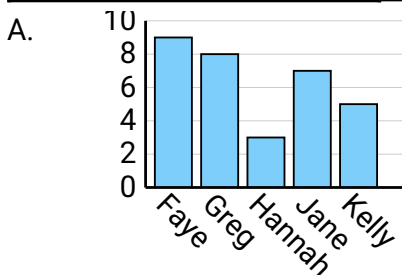
2)

Nombre	Adam	Bill	Cody	Dan	Ed
Puntos	40	20	45	5	35



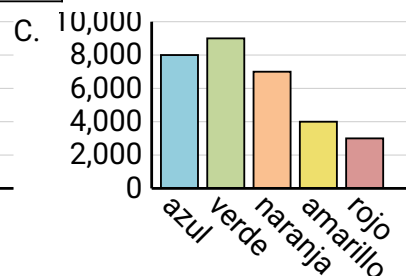
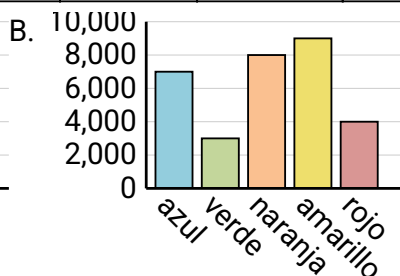
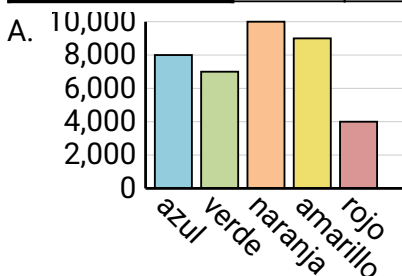
3)

Nombre	Faye	Greg	Hannah	Jane	Kelly
Estados en que ha vivido	7	3	5	1	8



4)

Color favorito	azul	verde	naranja	amarillo	rojo
Personas	8,000	7,000	10,000	9,000	4,000



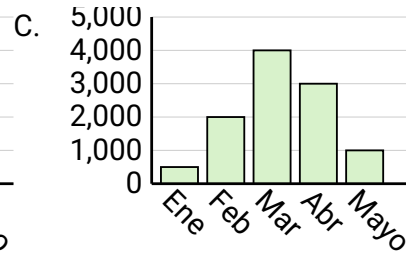
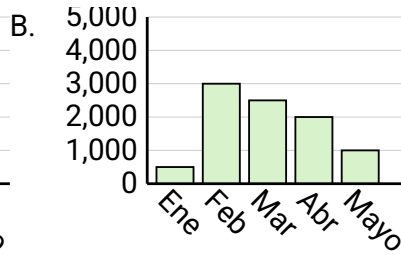
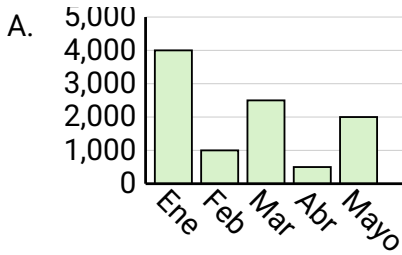


Determina cuál gráfica (A,B o C) representa mejor la información en la tabla.

Respuestas

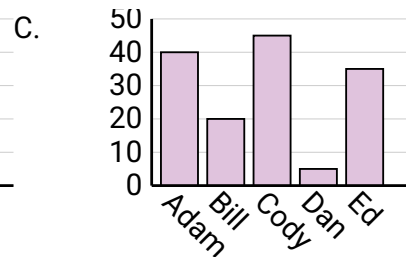
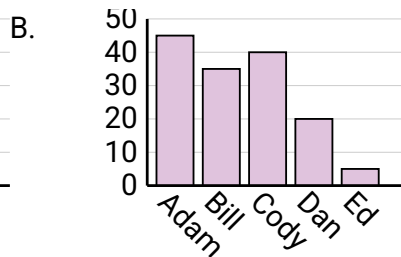
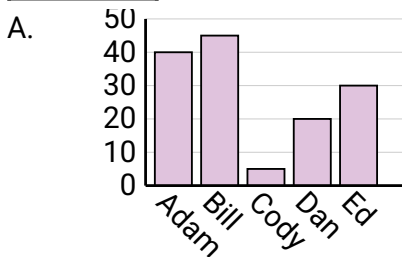
1)

Ventas	Ene	Feb	Mar	Abr	Mayo
Mes	500	3,000	2,500	2,000	1,000

1. **B**2. **C**3. **B**4. **A**

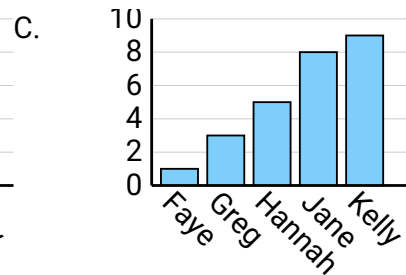
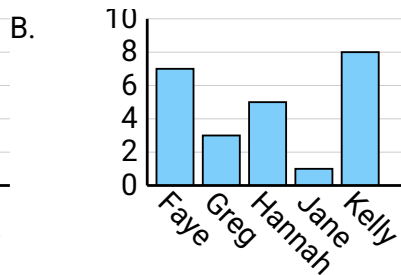
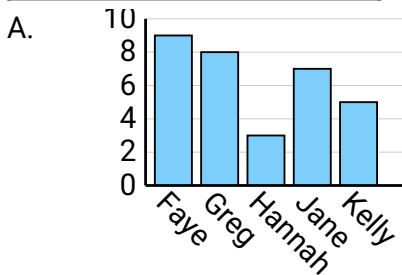
2)

Nombre	Adam	Bill	Cody	Dan	Ed
Puntos	40	20	45	5	35



3)

Nombre	Faye	Greg	Hannah	Jane	Kelly
Estados en que ha vivido	7	3	5	1	8



4)

Color favorito	azul	verde	naranja	amarillo	rojo
Personas	8,000	7,000	10,000	9,000	4,000

