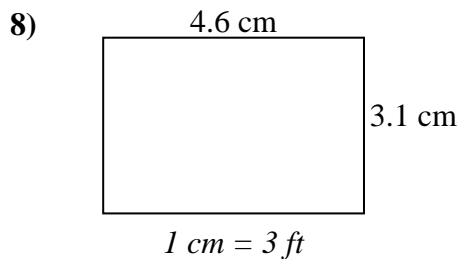
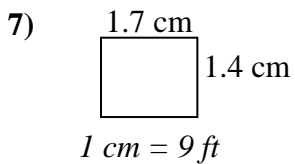
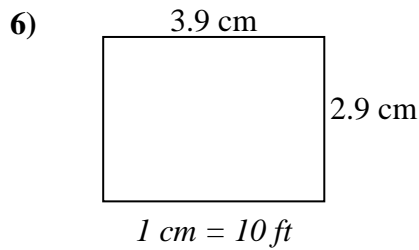
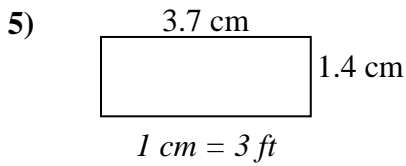
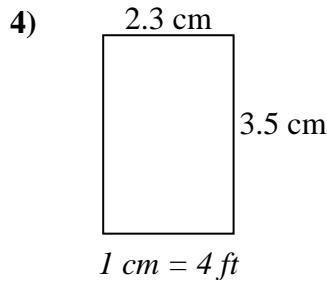
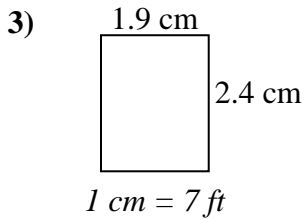
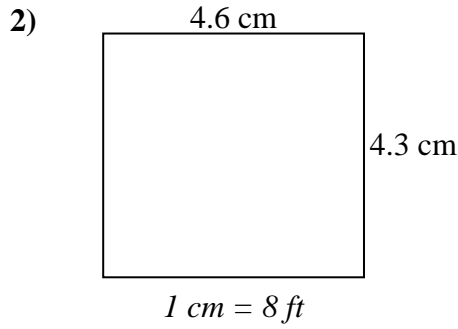
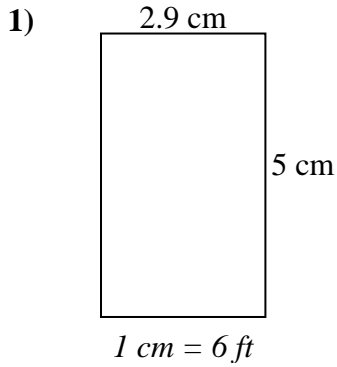




Determine el ancho, la altura y el área reales de cada rectángulo.

Redondea el área al número entero más cercano



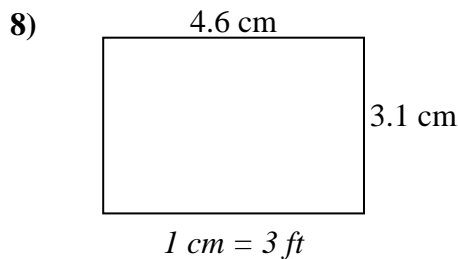
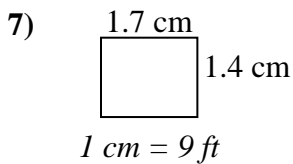
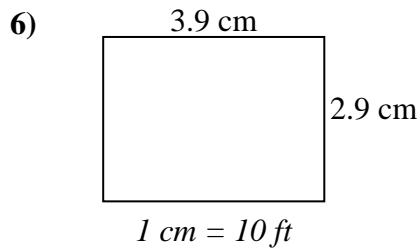
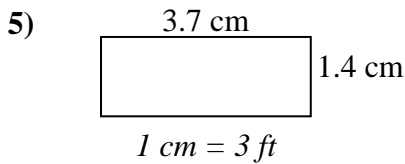
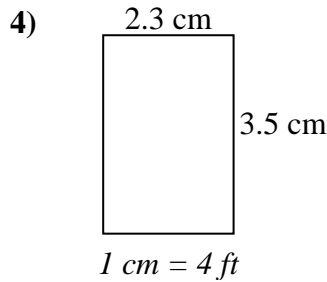
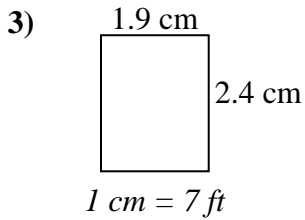
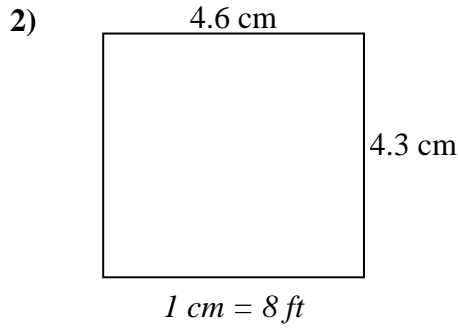
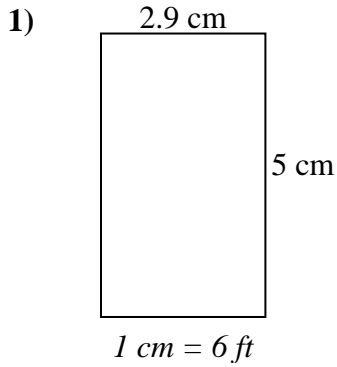
Respuestas

1. _____
2. _____
3. _____
4. _____
5. _____
6. _____
7. _____
8. _____



Determine el ancho, la altura y el área reales de cada rectángulo.

Redondea el área al número entero más cercano



Respuestas

1. 17.4 30 522
2. 36.8 34.4 1,266
3. 13.3 16.8 223
4. 9.2 14 129
5. 11.1 4.2 47
6. 39 29 1,131
7. 15.3 12.6 193
8. 13.8 9.3 128