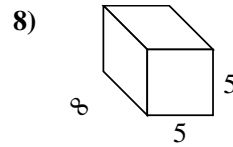
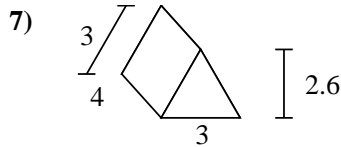
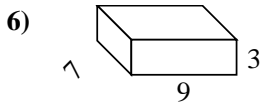
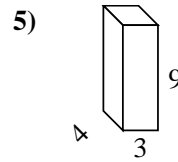
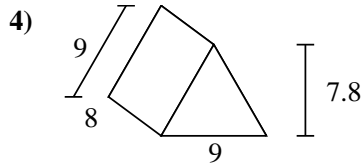
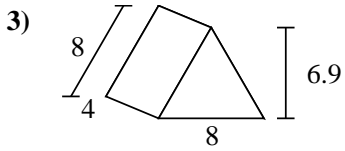
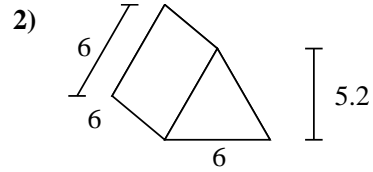
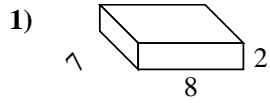
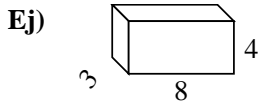




Encuentra el área de la superficie de cada figura.



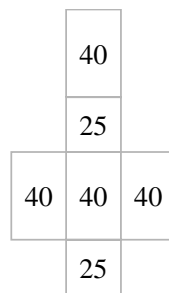
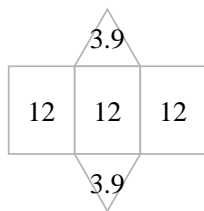
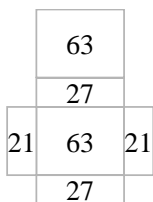
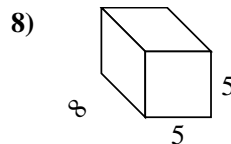
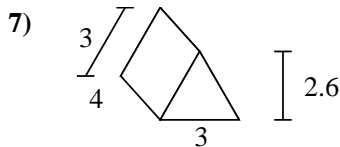
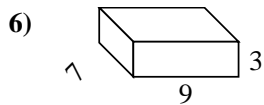
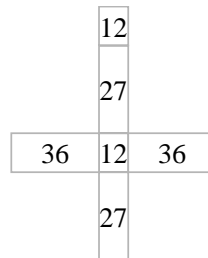
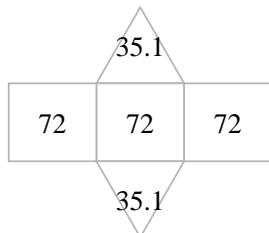
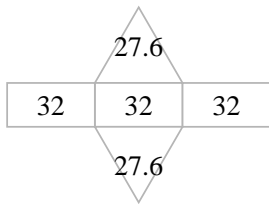
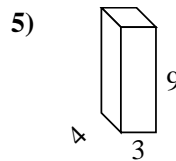
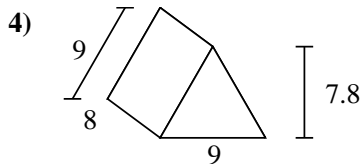
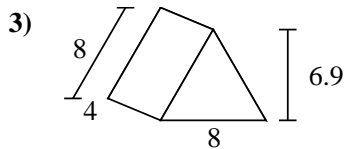
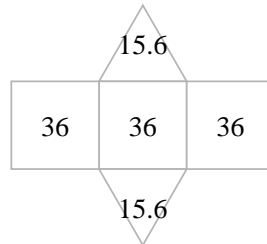
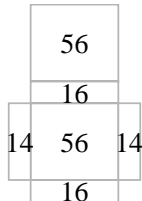
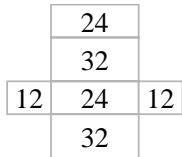
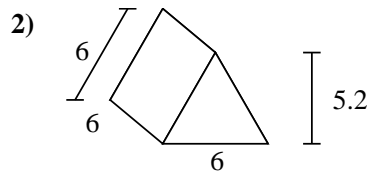
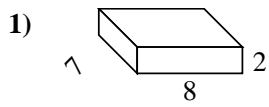
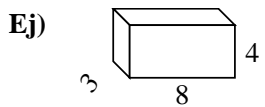
Respuestas

Ej. **136 cm²**

- 1. _____
- 2. _____
- 3. _____
- 4. _____
- 5. _____
- 6. _____
- 7. _____
- 8. _____



Encuentra el área de la superficie de cada figura.



Respuestas

Ej. 136 cm²

1. 172 cm²

2. 139.2 cm²

3. 151.2 cm²

4. 286.2 cm²

5. 150 cm²

6. 222 cm²

7. 43.8 cm²

8. 210 cm²